



Exterior Awning

## markilux 8800 / 8800 tracfix

Modern, timeless design and technology thought through to the very last detail – the extremely reliable shading solution for large areas.



product  
design award

2013



German  
Design Award

NOMINEE 2014

[markilux.com](http://markilux.com)

**markilux**


safe timeless beautiful

Product characteristics


Wind resistance class 3

Beaufort 6 → 38–48 km/h → 10.5–13.4 m/s → 24–30 mph


01  
02  
03  
04  
05  
06  
07  
08  
09  
10  
11  
12  
13  
14  
15  
16  
17  
18  
19  
20




1 bottom fixture



1 face fixture




2 tracfix<sup>1)</sup> cover guidance – no gap between cover and guide track




3 front profile finishes flush with the end of the guide tracks



3 coupling track



4 maintenance opening in the cassette



4 awning retracted, all round cover protection



5 wall sealing profile<sup>1)</sup> effective up to a maximum pitch of 15°



1) optional configuration

## Product characteristics

### Description

- exterior awning for conservatories, glass canopies and large skylights. The ingenious tensioning system and the sturdy design allow areas of up to 36 m<sup>2</sup> to be shaded by one awning (with tracfix system 30 m<sup>2</sup>) – up to 5 awnings can be coupled together.

### Special features

- fully encompassing cassette that protects the cover perfectly
- the awning cover is bonded with stabilising vertical panel joints – in the case of the series sunvas, sunsilk and perla the standard panel width is 60 cm (in perfortex 120 cm, in Soltis 92 88.5 cm and transolair 84 cm) – in order to achieve the optimum overall cover tension and stability
- option tracfix, the continuous lateral cover guidance system that leaves no gap between the cover and guide tracks – gives improved wind stability and a cleaner appearance
- option of a silentec motor – motor noise is appreciably reduced
- tried and tested tensioning system with drive belts and integrated gas pistons – delivers optimum cover tension in any phase of extension
- the broad range of brackets with patented clip-on system offers individual fixture solutions
- can be combined perfectly with the awning system markilux construct

### Dimensions

- single unit: 60–700 cm in width, maximum extension 700 cm (depending on the width)
- maximum dimensions, width × extension: 500 cm × 700 cm / 550 cm × 650 cm / 600 cm × 600 cm / 650 cm × 500 cm / 700 cm × 450 cm (without tracfix system)
- maximum dimensions, width × extension: 500 cm × 600 cm / 550 cm × 500 cm / 600 cm × 450 cm (with tracfix system)
- intermediate sizes are available

### Roller tube and lateral bearings

- round roller tube Ø 95 mm with keyway, galvanised steel – excellent stability, ensures near perfect cover performance even at the largest widths
- the roller tube bearing is made of die-cast aluminium

### Awning profiles

- extruded aluminium, in façade quality, powder coated
- cassette profile in two pieces, round, Ø 187 mm
- guide tracks angular, width × height 60 mm × 70 mm (coupled unit 116 mm × 70 mm)
- front profile rounded at the front, height × depth 70 mm × 150 mm

### Side caps

- the cassette end caps with opening for guide tracks are made of die-cast aluminium, powder coated
- the top maintenance cover is made of high-quality plastic, powder coated
- the front profile end caps are made of high-quality plastic, powder coated

### Fixture brackets

- extruded aluminium, powder coated
- cassette brackets: bottom fixture, face fixture, top fixture
- brackets for the guide tracks: stand-off brackets for bottom fixture, lateral fixture, reveal fixture
- standard bracket heights: 100 mm / 140 mm / 100–500 mm (bespoke heights can be ordered)
- track-only fixture of the awning is possible up to a fixture width of 600 cm without any housing support
- other accessories are available

01 **Frame colours**

02 **markilux frame colours without surcharge**


03 traffic white RAL 9016



04 metallic aluminium RAL 9006




05 grey brown, similar to RAL 8019



06 off-white textured finish, 5233 <sup>1)</sup>



07 stone grey metallic, 5215 <sup>1)</sup>



08 anthracite metallic, 5204 <sup>1)</sup>



09 Havana brown textured finish, 5229 <sup>1)</sup>



14

15

16

17

18

19

20

**Non-standard powder-coated finish**

Bespoke frame colours at a surcharge – matt, metallic and pearl finishes as well as other colour ranges (DB, Tiger etc.) on request. All frame colours are available at a surcharge with enhanced corrosion protection.

**1)** textured finish

Colours may differ slightly from those depicted in both hue and finish.

# Dimensions and configuration options

Single unit

		Awning fixture width											Minimum fixture width		
		150	200	250	300	350	400	450	500	550	600	650 <sup>1)</sup>	700 <sup>1)</sup>	Hard-wired motor	Radio-contr. motor
Order dimensions		77	151	201	251	301	351	401	451	501	551	601	651		
		150	200	250	300	350	400	450	500	550	600	650	700		
H	150														
	200														
	250														
	300														
	350														
	400 <sup>2)</sup>	•	•	•	•	•	•	•	•	•	•	•	•	60	70
	450 <sup>2)</sup>	•	•	•	•	•	•	•	•	•	••	••	••	[73]	[83]
	500 <sup>2)</sup>	•	•	•	•	•	•	•	•	••	••	••	—		
	550 <sup>2)</sup>	•	•	•	•	•	•	•	••	••	••	—	—		
	600 <sup>2)</sup>	•	•	•	•	•	•	••	••	••	••	—	—		
650 <sup>2)</sup>	•	•	•	•	•	••	••	••	••	—	—	—			
700 <sup>2)</sup>	••	••	••	••	••	••	••	••	—	—	—	—			

dimensions in cm

- 1) = depending on the fixture combination, an additional central cassette support is required from a fixture width of 601 cm, and a central support for any cover support tube from a fixture width of 451 cm.
- 2) = from an extension of 401 cm, an additional track bracket per track is required
  - = 1 cover support tube, if unit is without tracfix
  - = 2 cover support tubes, if unit is without tracfix
- [...] = dimensions in the case of tracfix units
- H = extension

= tracfix (optional)  
 = tracfix ist not available

Operation	standard	optional
crank handle	—	—
hard-wired motor	✓	—
silentec motor (optionally with an external io / RTS receiver)	—	✓
radio-controlled motor io, 868 MHz	—	✓
radio-controlled motor RTS, 433 MHz	—	✓
radio-controlled motor RTS, 433 MHz with manual override	—	—

Coupled Awning
2–5 fields, 1 motor per field
alternatively 2 fields, 1 motor / 3 fields, 2 motors / 4 fields, 2 motors
maximum field dimensions: see dimension overview for a single unit

**General information**  
 Different extensions in coupled awnings are available. In different awning widths, the rolling up characteristics of the covers may also be visually different. This affects neither the functionality of the awning nor the service life of the cover.

Awning cover	fabric range no.	standard	optional
sunvas <sup>1)</sup>	301.. / 309..–315..	✓	—
perla <sup>1) 5)</sup>	370 ..	—	✓
sunsilk <sup>1)</sup>	324.. / 325.. / 328.. / 369..	✓	—
perla FR <sup>1) 5)</sup>	374.. / 375..	—	✓
perfortex <sup>2)</sup>	331.. / 332..	✓	—
transolair <sup>3)</sup>	338..	—	✓
vuscreen Alu	317..	—	—
Soltis Perform 92 <sup>4)</sup>	92-20..	—	✓
glass fibre screen	272..	—	—

**Shadeplus / drop valance**  
 not available

**Optional accessories**  
 tracfix – the cover is held in the guide tracks by a zip  
 storm safety bracket for the cassette  
 wall sealing profile  
 more than one motor in coupled units which can be operated independently of one another  
 automatic controls (light, wind, rain)

**Standard panel widths**  
 1) 60 cm                      3) 84 cm                      5) only for tracfix units  
 2) 120 cm                    4) 88,5 cm

**N.B!** – Important background information can be found in the chapter “Optional Accessories”.

# Dimensions and configuration options

Coupled unit 2 fields <sup>4)</sup>

		Awning fixture width									
		500 <sup>3)</sup>	600 <sup>3)</sup>	700 <sup>3)</sup>	800	900	1000	1100	1200	1300	1400
Order dimensions		401	501	601	701	801	901	1001	1101	1201	1301
		500	600	700	800	900	1000	1100	1200	1300	1400
Overall width		+ 10									
H	150										
	200										
	250										
	300										
	350										
	400	.	.	.	.	.	.	.	.	.	.
	450	.	.	.	.	.	.	.	..	..	..
	500	.	.	.	.	.	.	..	..	..	—
	550	.	.	.	.	.	..	..	..	—	—
	600	.	.	.	.	..	..	..	..	—	—
	650	.	.	.	.	..	..	..	—	—	—
700	..	..	..	..	..	..	—	—	—	—	

Coupled unit 3 fields <sup>4)</sup>

		Awning fixture width															
		600 <sup>3)</sup>	700 <sup>3)</sup>	800	900	1000	1100	1200	1300	1400	1500	1600	1700	1800	1900	2000	2100
Order dimensions		551	601	701	801	901	1001	1101	1201	1301	1401	1501	1601	1701	1801	1901	2001
		600	700	800	900	1000	1100	1200	1300	1400	1500	1600	1700	1800	1900	2000	2100
Overall width		+ 10															
H	150																
	200																
	250																
	300																
	350														.	.	.
	400	.	.	.	.	.	.	.	.	.	.	.	.	.	.	.	.
	450	.	.	.	.	.	.	.	.	.	.	..	..	..	..	..	..
	500	.	.	.	.	.	.	.	.	.	.	..	..	..	..	.. <sup>2)</sup>	—
	550	.	.	.	.	.	.	.	.	..	..	..	..	..	—	—	—
	600	.	.	.	.	.	.	.	..	..	..	..	..	..	—	—	—
	650	.	.	.	.	.	.	.	..	..	..	..	.. <sup>1)</sup>	—	—	—	—
700	..	..	..	..	..	..	..	..	..	..	—	—	—	—	—	—	

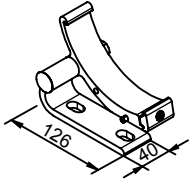
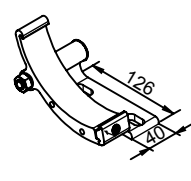
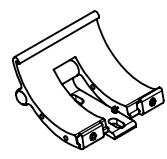
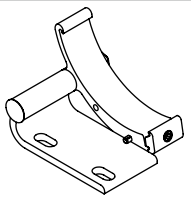
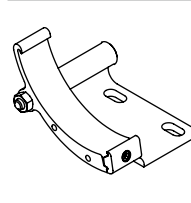
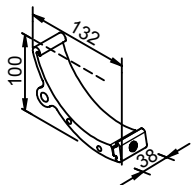
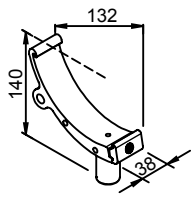
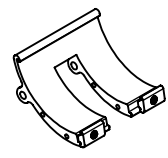
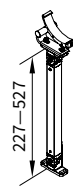
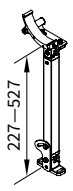
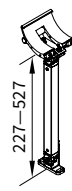
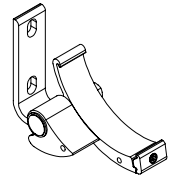
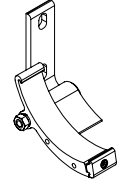
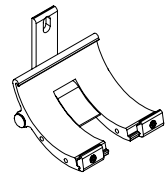
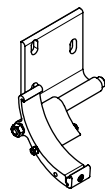
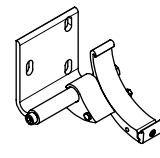

- 1) = maximum fixture width of 1650 cm
- 2) = maximum fixture width of 1950 cm
- 3) = the cassette will be supplied in one piece as standard. If, for transportation or installation reasons, the cassette needs to be split, please note this explicitly when ordering.
- 4) = maximum field dimensions: see dimension overview for a single unit
- .
- .. = 2 cover support tubes
- H = *order dimension* = extension

= tracfix (optional)  
 = tracfix not available

dimensions in cm

# Fixtures, fittings and accessories

## Bottom fixture brackets, cassette

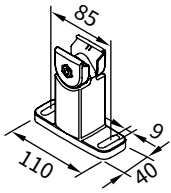
 <p>bottom fixture cassette bracket left</p> <p><b>76061.</b></p>	 <p>bottom fixture cassette bracket right</p> <p><b>76062.</b></p>	 <p>coupling bracket for the cassette bottom fixture</p> <p><b>76180.</b></p>
 <p>bottom fixture cassette bracket for reveal fixture left</p> <p><b>76077.</b></p>	 <p>bottom fixture cassette bracket for reveal fixture right</p> <p><b>76078.</b></p>	 <p>cassette support for track-only fixture 100 mm</p> <p><b>76183.</b></p>
 <p>cassette support for track-only fixture 140 mm</p> <p><b>76184.</b></p>	 <p>coupling bracket for the cassette in the case of rigid track-only fixture fixture types 31 and 32</p> <p><b>76069.</b></p>	 <p>raised cassette bracket foot can be tilted backwards by up to 45°, head of cassette fixture bracket can be tilted forwards by up to 45° left</p> <p><b>76067.</b></p>
 <p>raised cassette bracket foot can be tilted backwards by up to 45°, head of cassette fixture bracket can be tilted forwards by up to 45° right</p> <p><b>76068.</b></p>	 <p>raised cassette bracket foot can be tilted backwards by up to 45°, head of cassette fixture bracket can be tilted forwards by up to 45° for coupling point bottom fixture</p> <p><b>76198.</b></p>	
<h2>Bottom fixture brackets, cassette</h2>		
 <p>face fixture cassette bracket left 5°-45° pitch adjustment range</p> <p><b>76063.</b></p>	 <p>face fixture cassette bracket right 5°-45° pitch adjustment range</p> <p><b>76064.</b></p>	 <p>cassette coupling bracket face fixture central 5°-45° pitch adjustment range</p> <p><b>76181.</b></p>
 <p>face fixture cassette bracket, wide left 5°-45° pitch adjustment range</p> <p><b>76231.</b></p>	 <p>face fixture cassette bracket, wide right 5°-45° pitch adjustment range</p> <p><b>76232.</b></p>	 <p>top fixture cassette bracket 5°-20° pitch adjustment range</p> <p><b>77058.</b></p>

01  
02  
03  
04  
05  
06  
07  
08  
09  
10  
11  
12  
13  
**14**  
15  
16  
17  
18  
19  
20

01 **Fixtures, fittings and accessories**

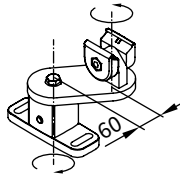
Track bracket

02



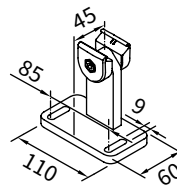
track bracket,  
with adjustable head  
100 mm

**76046.**



universal  
track bracket  
100 mm

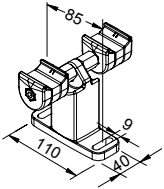
**76054.**



track bracket  
with adapter plate  
100 mm

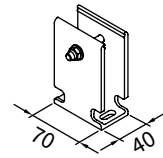
**76199.**

06



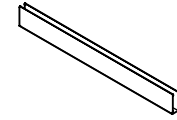
double track bracket,  
with adjustable head  
100 mm

**76191.**



track bracket for rigid  
track-only fixture

**76017.**



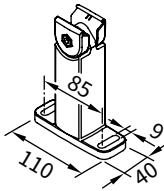
track bracket  
for bottom fixture

available by the metre  
undrilled

max. length 6 m

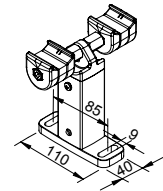
**76013.**

10



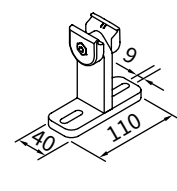
track bracket,  
with adjustable head  
140 mm

**76048.**



double track bracket  
with adjustable head  
140 mm

**76192.**

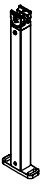


track bracket  
for conservatory  
transom fixture

100 mm

**76055.**

14



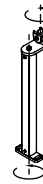
track bracket  
with adjustable head  
100–500 mm

**76047.**



track bracket,  
with adjustable head  
and foot  
200–500 mm

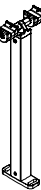
**76045.**



universal track bracket  
with adjustable head  
140–500 mm

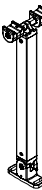
**76053.**

17




double track bracket,  
with adjustable head  
100–500 mm

**76193.**



double track bracket  
with adjustable head  
and foot  
200–500 mm

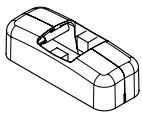
**76194.**



vario-V bracket for track  
fixture 140–500 mm

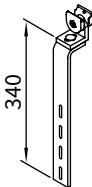
**76052.**

20



decorative cap for square  
track brackets  
standard accessory for  
bracket

**76718.**



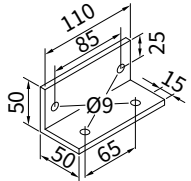
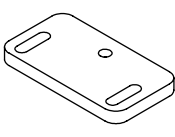
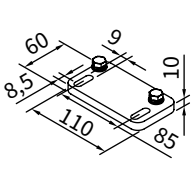
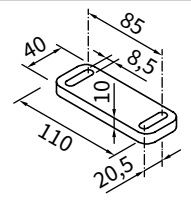
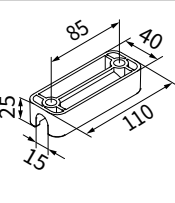
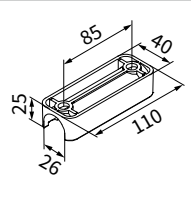
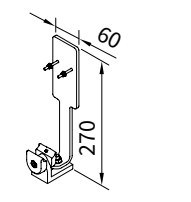
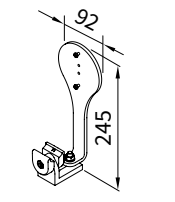
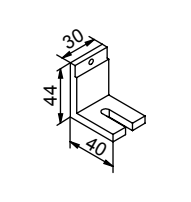
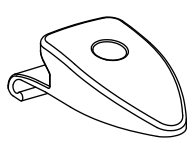
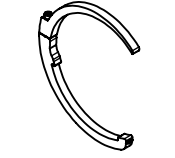
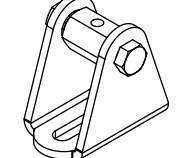
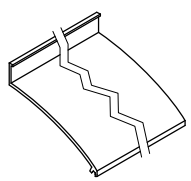
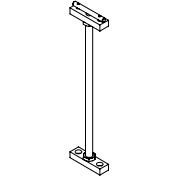
flat track bracket  
for lateral fixture  
with adjustable head

**76049.**



# Fixtures, fittings and accessories

## Accessories

 <p>angled adapter plate for rounded mullions L/R incl. fixture bolts required in addition to fixture combination 32</p> <p><b>76099.</b></p>	 <p>fixture plate 110 × 60 × 10 mm</p> <p><b>78158.</b></p>	 <p>adjustable foot plate for track bracket</p> <p><b>78165.</b></p>
 <p>spacer plate for track bracket 110 × 40 × 10 mm</p> <p><b>78570.</b></p>	 <p>track bracket assembly for track fixture directly to glass roof mullions (14 mm in width)</p> <p><b>76804.</b></p>	 <p>track bracket assembly for track fixture directly to glass roof mullions (25 mm in width)</p> <p><b>76805.</b></p>
 <p>bracket sun, wind or rain sensor</p> <p><b>76050.</b></p>	 <p>bracket Sun / wind sensor io</p> <p><b>76723.</b></p>	 <p>angled bracket to prevent deflection of the cover support tube, for bracket height 100 mm</p> <p><b>76065.</b></p>
 <p>storm safety clip / closing guide</p> <p><b>76235.</b></p>	 <p>storm safety bracket for the cassette (recommended in windy locations and as an additional safety measure for the cassette)</p> <p><b>76197.</b></p>	 <p>diagonal tensioning kit 4 wire tensioners, 1 tensioning wire (stainless steel)</p> <p><b>71790.</b></p>
 <p>wall sealing profile available by the metre see "Face fixture with wall sealing profile"</p> <p><b>77780.</b></p>	 <p>support bracket to prevent deflection of the cover support tube, can be shortened to between 70 mm and 320 mm (with clamp plate)</p> <p><b>71780.</b></p>	

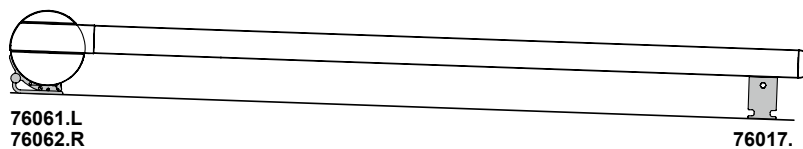
01  
02  
03  
04  
05  
06  
07  
08  
09  
10  
11  
12  
13  
14  
15  
16  
17  
18  
19  
20

01 **Fixture types**

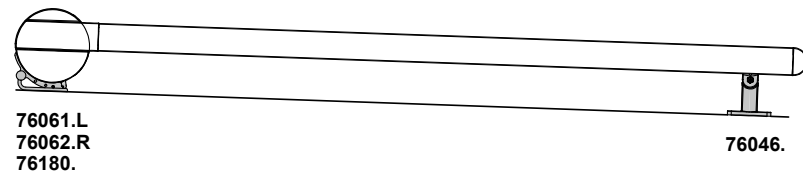
Bottom fixture

02  
03  
04  
05  
06  
07  
08  
09  
10  
11  
12  
13  
14  
15  
16  
17  
18  
19  
20

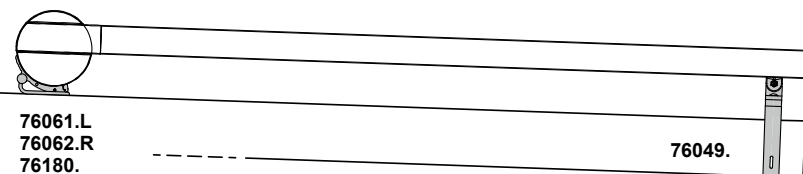
**11**



**14**

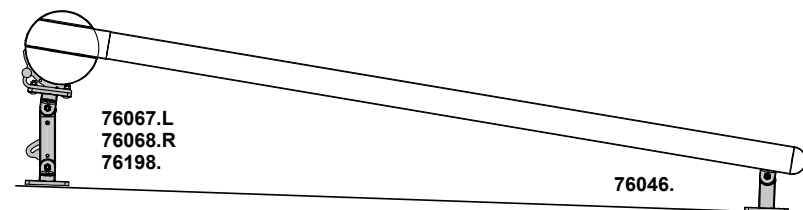


**21**



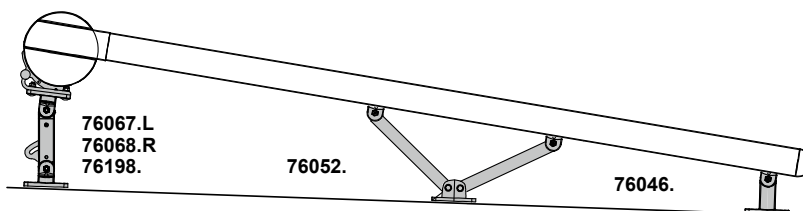
**61**

up to an extension  
of 400 cm



**81**

from an extension  
of 401 cm



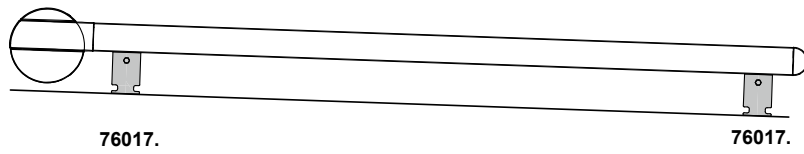
Range of individual bracket options: see “Fixtures, fittings and accessories”.

Bottom fixture: in the case of extensions > 400 cm, 2 brackets per guide track. In the case of widths > 600 cm, an additional central cassette bracket or cassette support is required

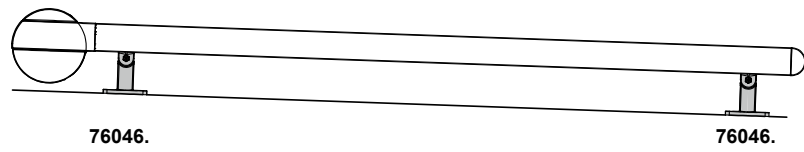
## Fixture types

### Track-only fixture

31



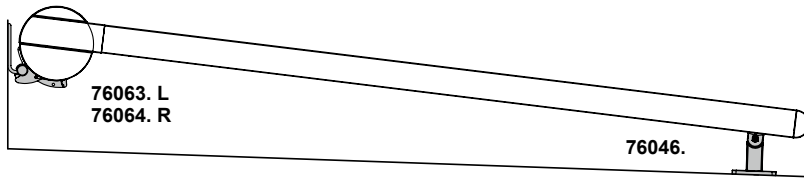
32



### Face fixture

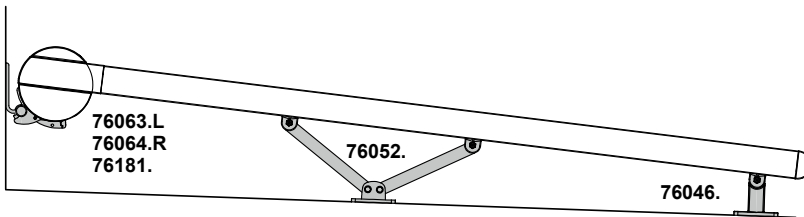
12

up to an extension  
of 400 cm

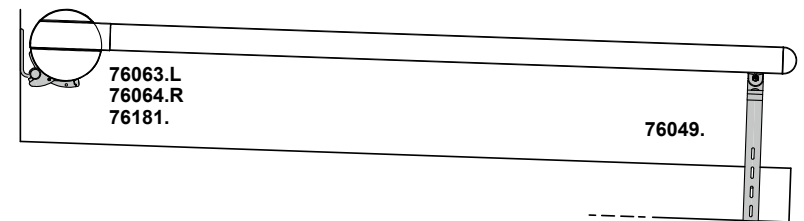


51

from an extension  
of 400 cm



22



Range of individual bracket options: see “Fixtures, fittings and accessories”.

Track-only fixture: in the case of extensions > 400 cm, 3 brackets per guide track. In the case of widths > 600 cm, an additional central cassette bracket or cassette support is required

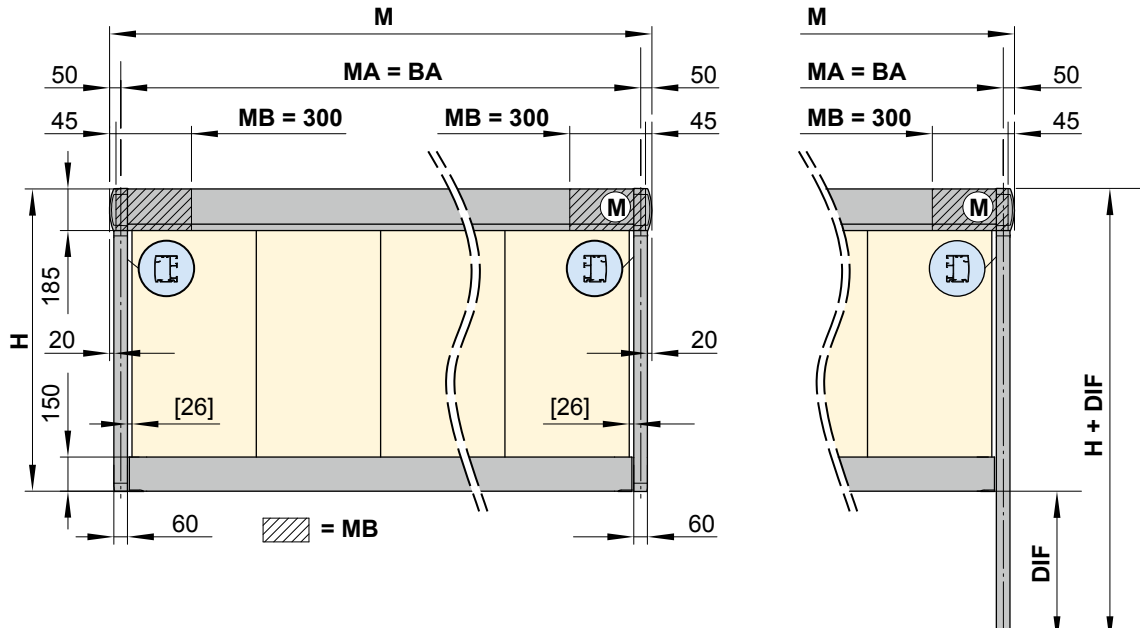
Face fixture: in the case of extensions > 400 cm, 2 brackets per guide track. In the case of widths > 600 cm, an additional central cassette bracket is required.

01  
02  
03  
04  
05  
06  
07  
08  
09  
10  
11  
12  
13  
14  
15  
16  
17  
18  
19  
20

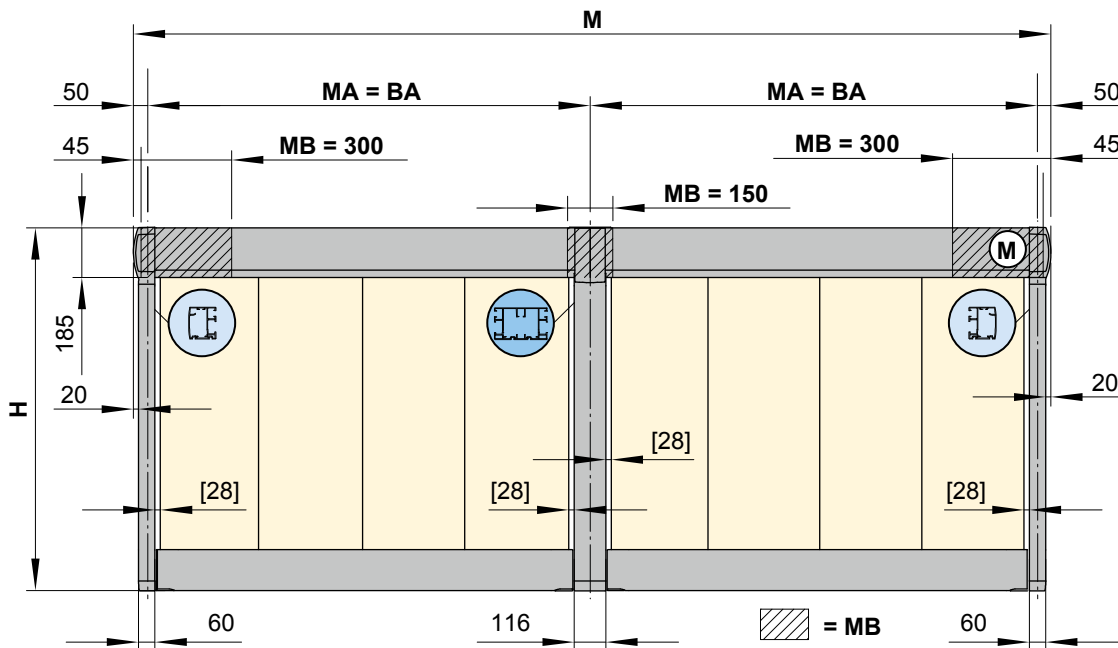
# Overview of dimensions

Single unit 1 field, 1 motor

With asymmetrical guide track extensions



Coupled unit, 2 fields, 1 motor

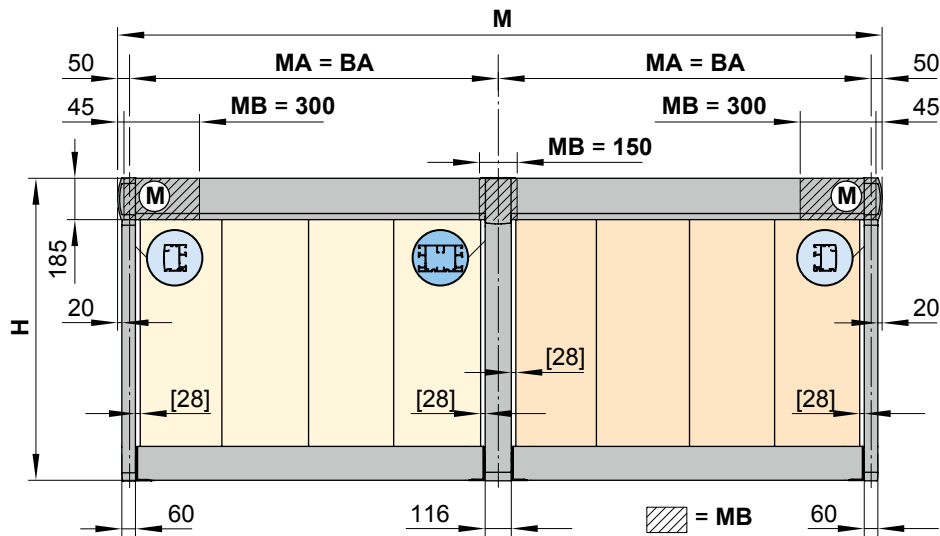


- [...] = dimensions of the cover gap in a standard unit, no cover gap in units with tracfix system
- BA = width between fixture points
- DIF = difference in measurement
- H = *order dimension* = extension
- M = overall awning width MA + 100 mm
- MA = *order dimension* = awning fixture width = fixture width
- MB = bracket fixture range
- Ⓜ = motor

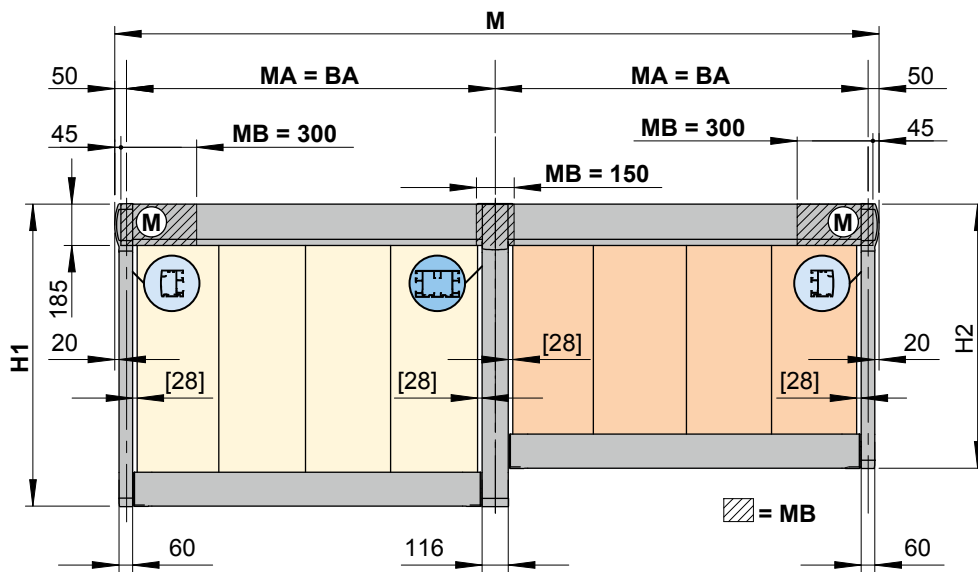
dimensions in mm

# Overview of dimensions

Coupled unit, 2 fields, 2 motors



Coupled unit, 2 fields, 2 motors, asymmetrical guide track extensions



[...] = dimensions of the cover gap in a standard unit,  
no cover gap in units with tracfix system

**BA** = width between fixture points

**DIF** = difference in measurement

**H** = *order dimension* = extension

**H1** = longer extension

**H2** = shorter extension

**M** = overall awning width  $MA + 100$  mm

**MA** = *order dimension* = awning fixture width = fixture width

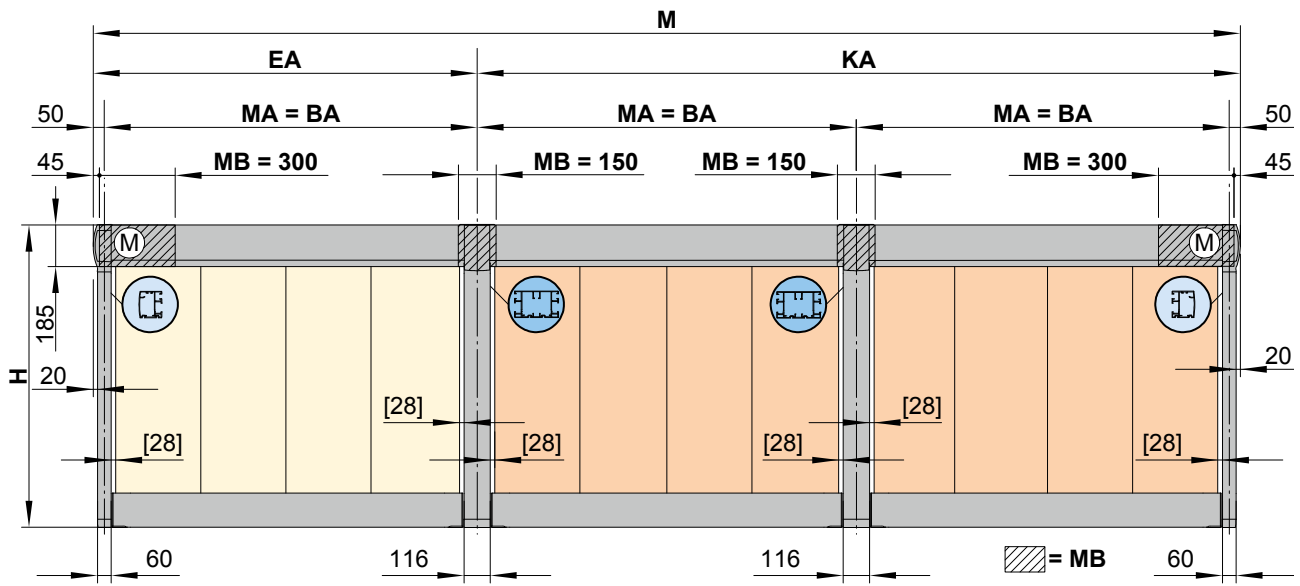
**MB** = bracket fixture range

**(M)** = motor

dimensions in mm

01 Overview of dimensions

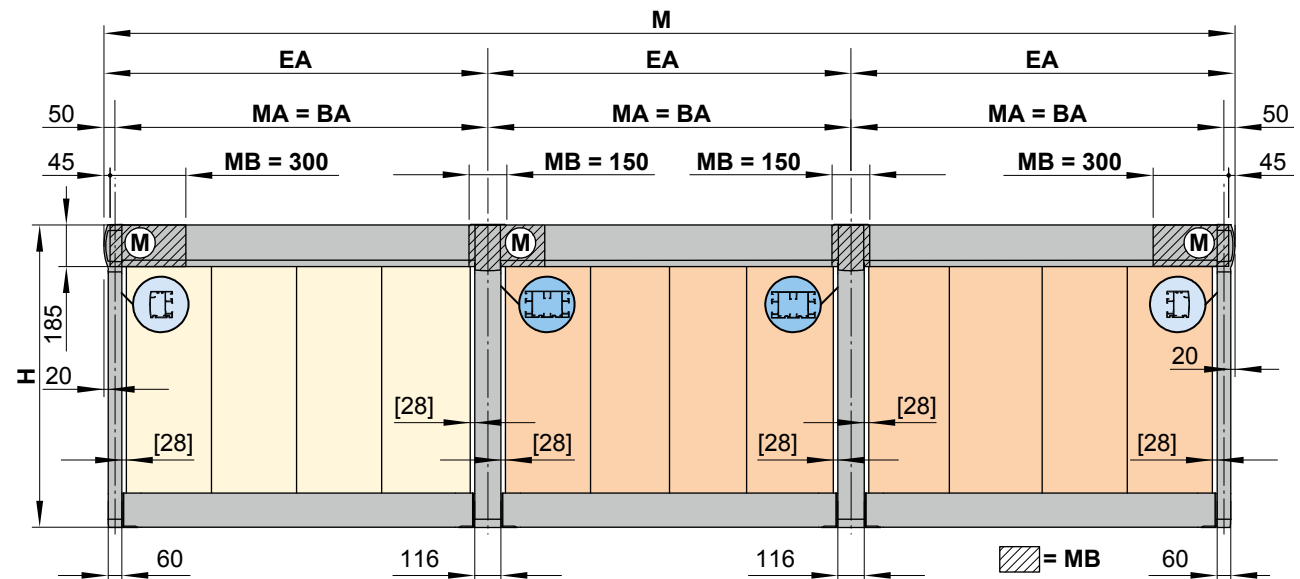
02 Coupled unit, 3 fields, 2 motors



12 Coupled unit, 3 fields, 3 motors

13

14

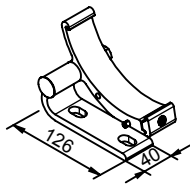


- [...] = dimensions of the cover gap in a standard unit, no cover gap in units with tracfix system
- BA = width between fixture points
- DIF = difference in measurement
- EA = single unit
- H = *order dimension* = extension
- KA = coupled unit
- M = overall awning width MA + 100 mm
- MA = *order dimension* = awning fixture width = fixture width
- MB = bracket fixture range
- (M) = motor

dimensions in mm

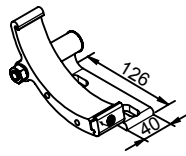
# Overview of dimensions, fixture type 11

## Fixtures, fittings and accessories



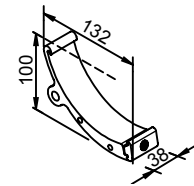
bottom fixture cassette bracket  
left

76061.



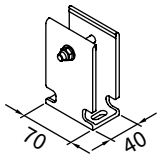
bottom fixture cassette bracket  
right

76062.



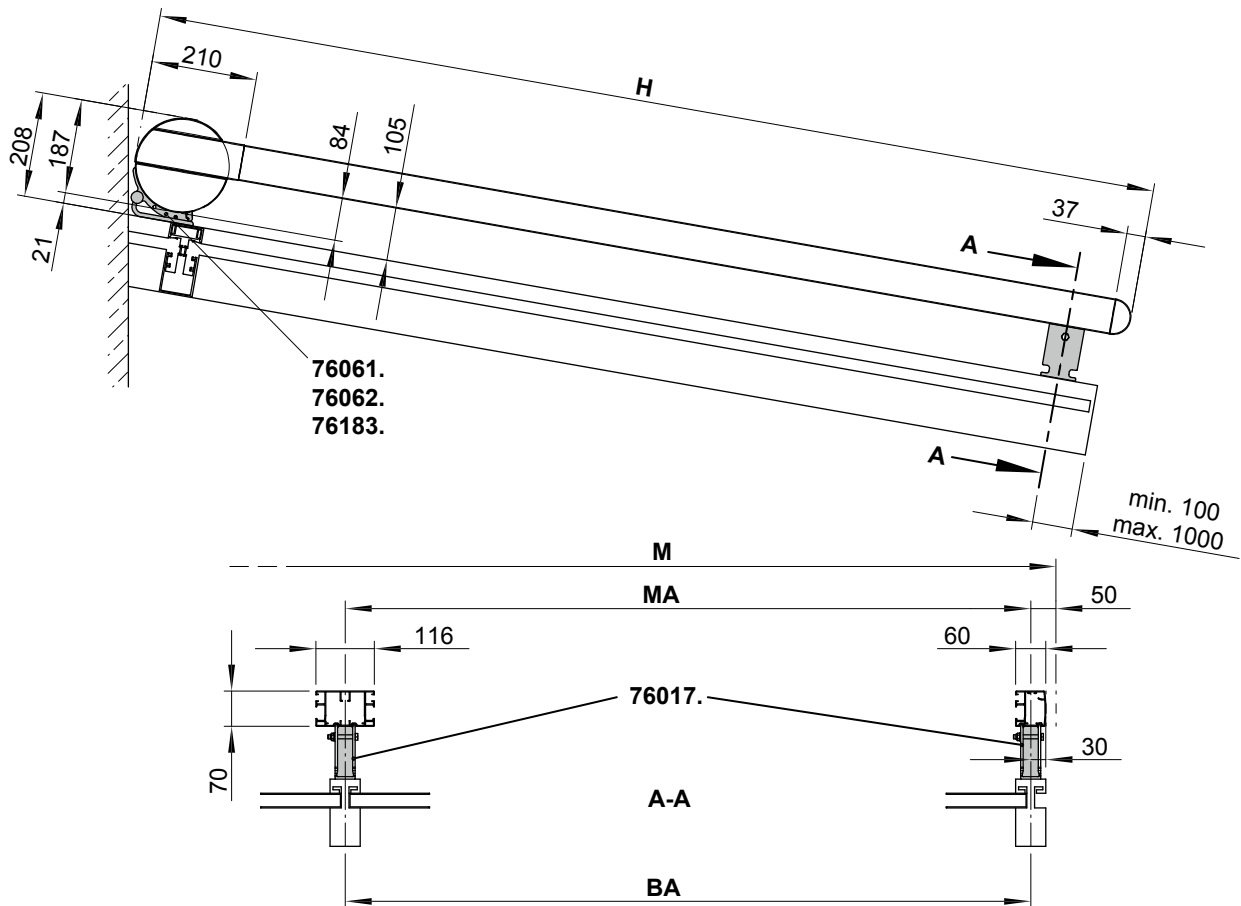
cassette support for track-only fixture  
100 mm

76183.



track bracket for rigid track-only fixture

76017.



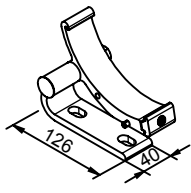
- BA = width between fixture points
- H = *order dimension* = extension
- M = overall awning width
- MA = *order dimension* = awning fixture width = fixture width

dimensions in mm

01  
02  
03  
04  
05  
06  
07  
08  
09  
10  
11  
12  
13  
14  
15  
16  
17  
18  
19  
20

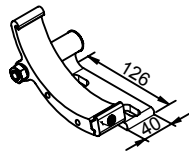
# Overview of dimensions, fixture type 14

## Fixtures, fittings and accessories



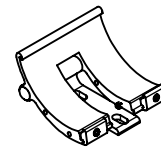
bottom fixture cassette bracket  
left

76061.



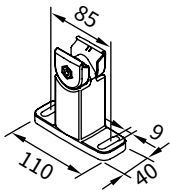
bottom fixture cassette bracket  
right

76062.



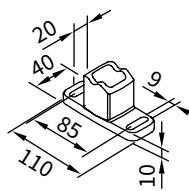
coupling bracket for the cassette, bottom fixture

76180.

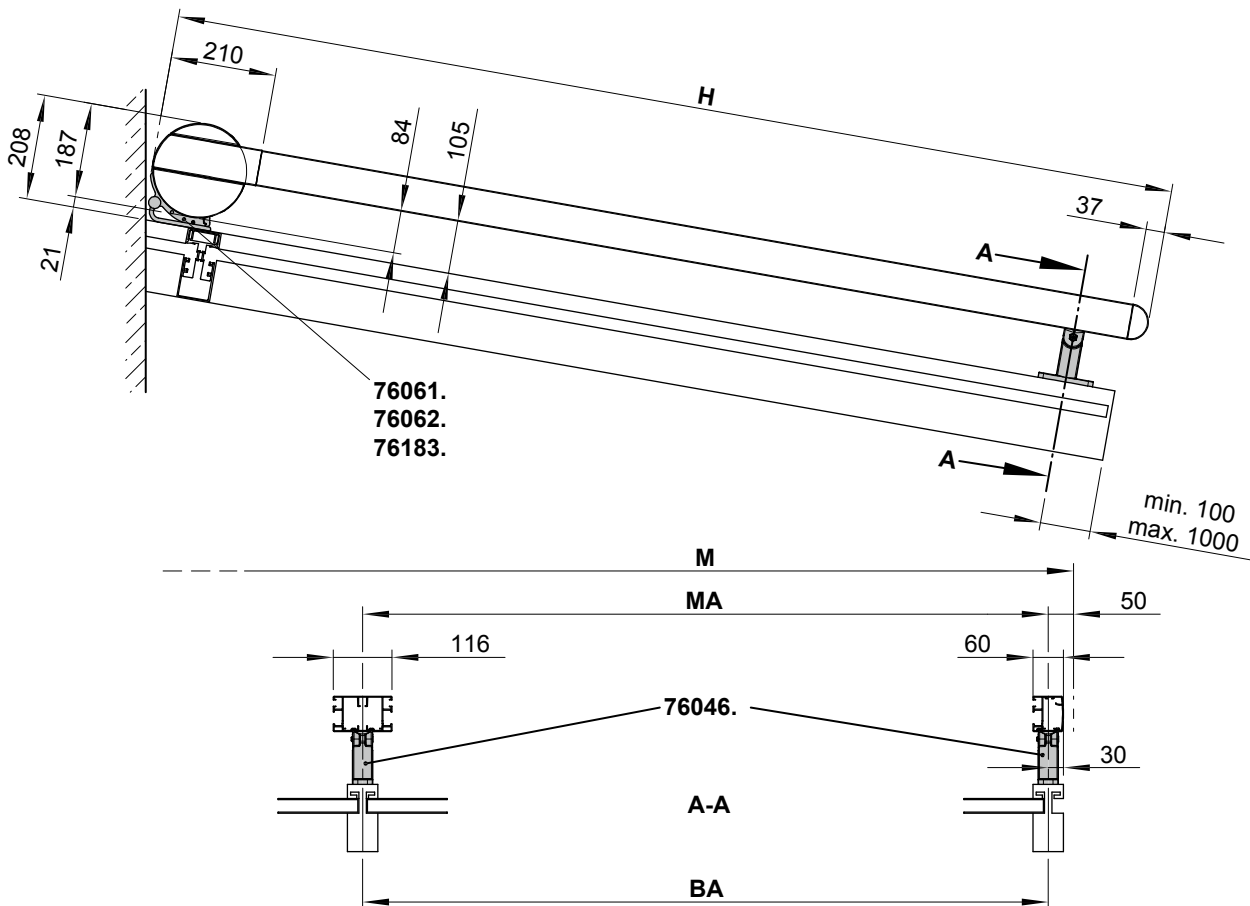


track bracket, with adjustable head  
100 mm

76046.



footprint dimensions  
track brackets, with adjustable head



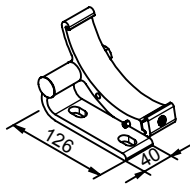
- BA = width between fixture points
- H = *order dimension* = extension
- M = overall awning width
- MA = *order dimension* = awning fixture width = fixture width

dimensions in mm



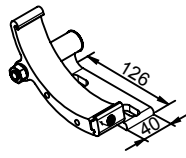
# Overview of dimensions, fixture type 21

## Fixtures, fittings and accessories



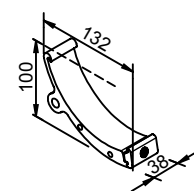
bottom fixture cassette bracket  
left

76061.



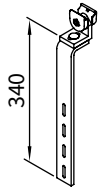
bottom fixture cassette bracket  
right

76062.



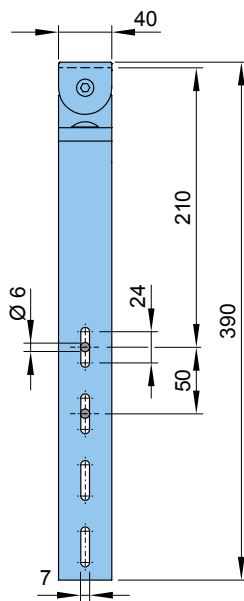
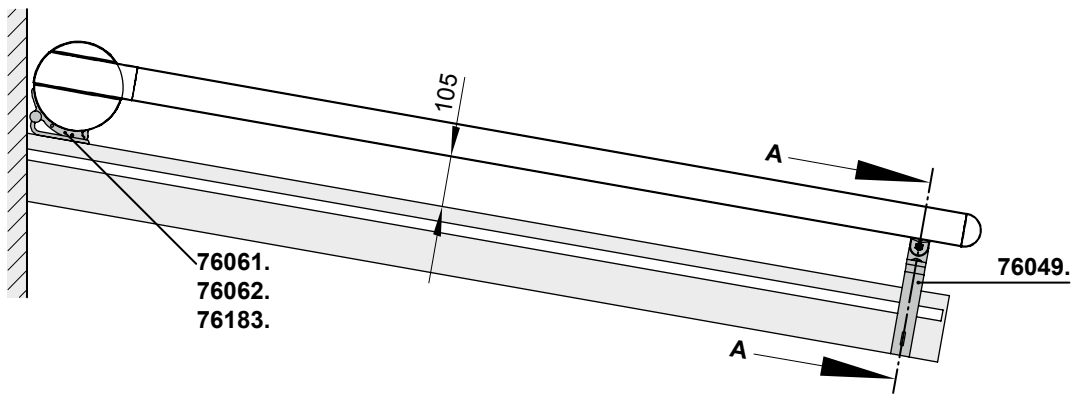
cassette support for track-only fixture  
100 mm

76183.



flat track bracket for lateral fixture  
with adjustable head

76049.

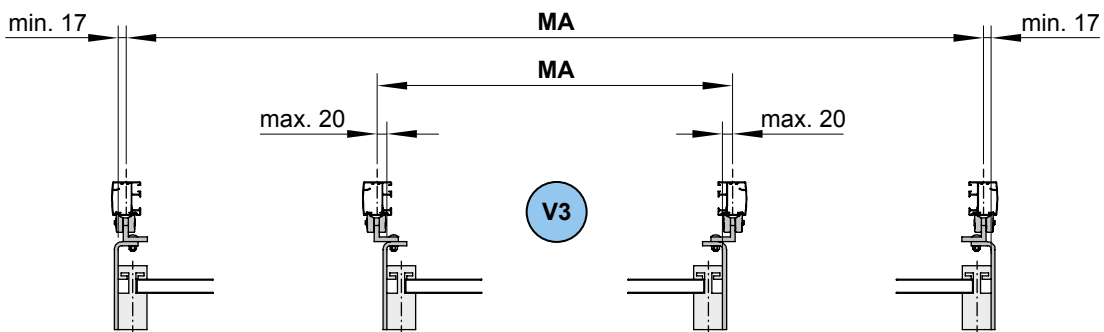
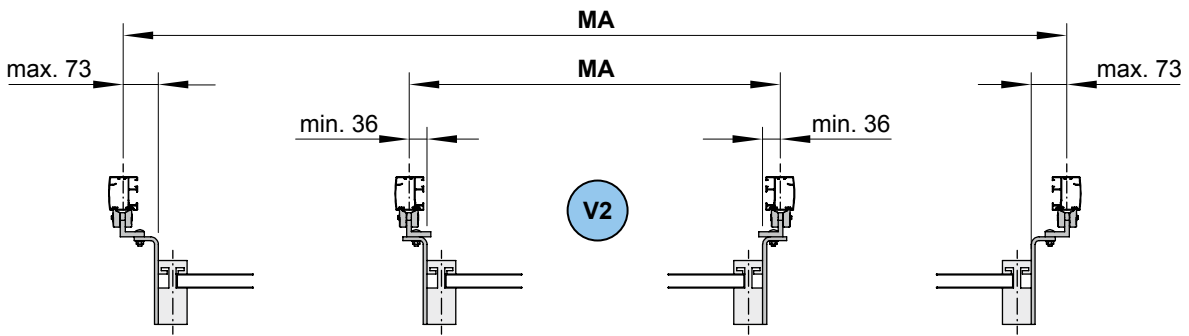
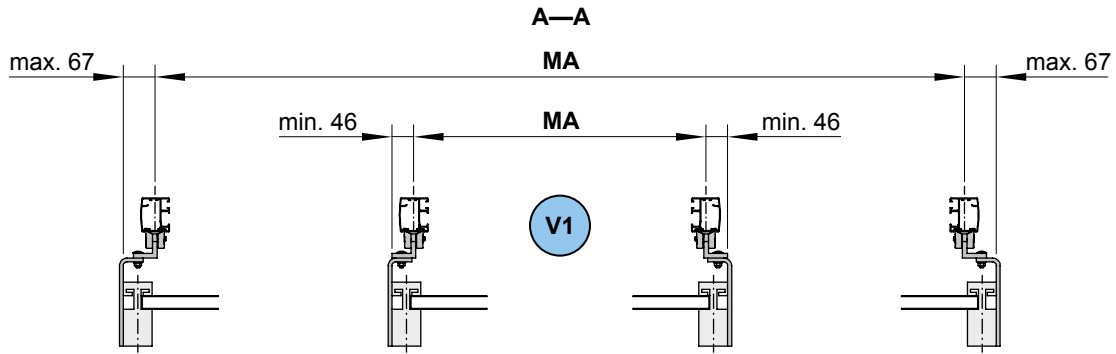


dimensions in mm

01  
02  
03  
04  
05  
06  
07  
08  
09  
10  
11  
12  
13  
**14**  
15  
16  
17  
18  
19  
20

01 **Overview of dimensions, fixture type 21**

02 Alternative installation options



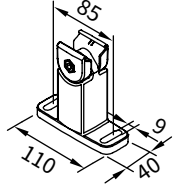
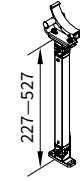
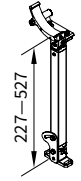
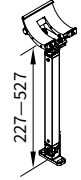
MA = order dimension = awning fixture width = fixture width

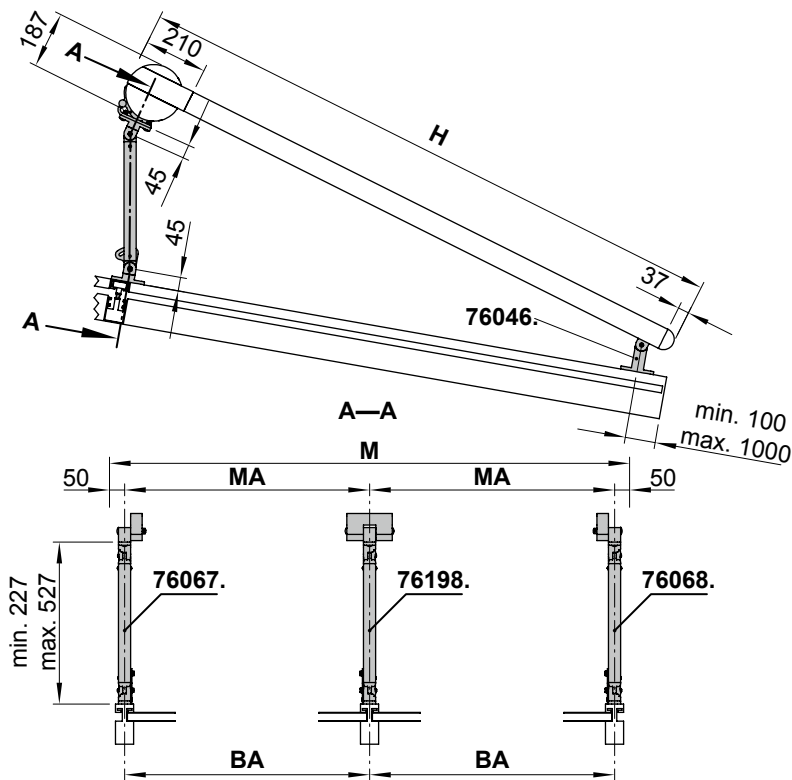
V1, V1, V3 = version

dimensions in mm

# Overview of dimensions, fixture type 61 (up to an extension of 400 cm)

## Fixtures, fittings and accessories

 <p>track bracket, with adjustable head</p> <p>100 mm</p> <p><b>76046.</b></p>	 <p>raised cassette bracket foot can be tilted backwards by up to 45°, head of cassette fixture bracket can be tilted forwards by up to 45°</p> <p>left</p> <p><b>76067.</b></p>	 <p>raised cassette bracket foot can be tilted backwards by up to 45°, head of cassette fixture bracket can be tilted forwards by up to 45°</p> <p>right</p> <p><b>76068.</b></p>
 <p>raised cassette bracket foot can be tilted backwards by up to 45°, head of cassette fixture bracket can be tilted forwards by up to 45°</p> <p>for coupling point bottom fixture</p> <p><b>76198.</b></p>		



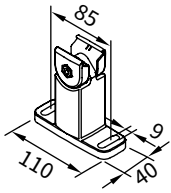
- BA** = width between fixture points
- H** = *order dimension* = extension
- M** = overall awning width
- MA** = *order dimension* = awning fixture width = fixture width

dimensions in mm

01  
02  
03  
04  
05  
06  
07  
08  
09  
10  
11  
12  
13  
**14**  
15  
16  
17  
18  
19  
20

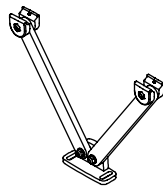
# Overview of dimensions, fixture type 81 (from an extension of 400 cm)

## Fixtures, fittings and accessories



track bracket,  
with adjustable head  
100 mm

76046.



vario-V bracket for track  
fixture

76052.



raised cassette bracket  
foot can be tilted  
backwards by up to 45°,  
head of cassette fixture  
bracket can be tilted  
forwards by up to 45°

left

76067.



raised cassette bracket  
foot can be tilted  
backwards by up to 45°,  
head of cassette fixture  
bracket can be tilted  
forwards by up to 45°

right

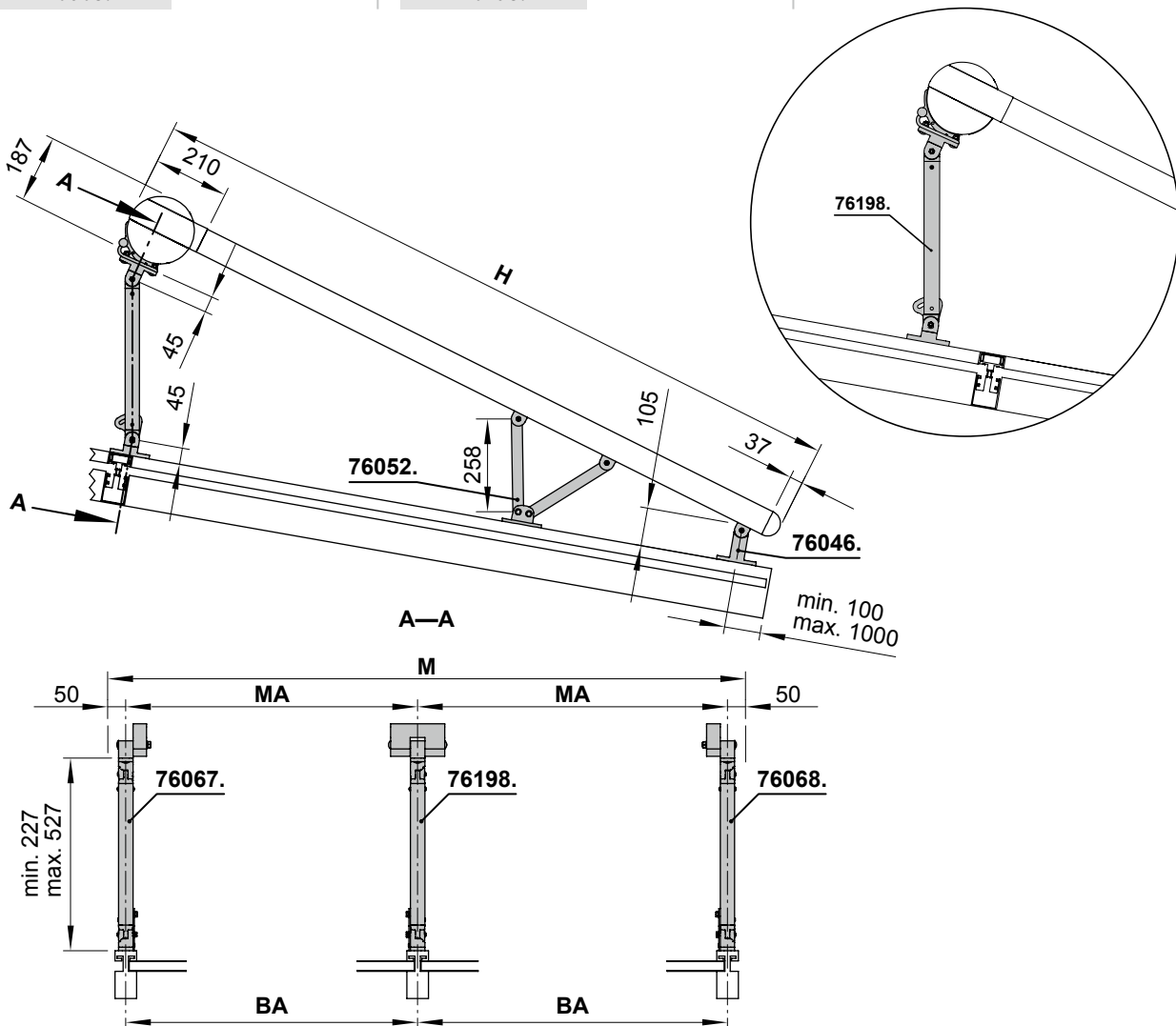
76068.



raised cassette bracket  
foot can be tilted  
backwards by up to 45°,  
head of cassette fixture  
bracket can be tilted  
forwards by up to 45°

for coupling point  
bottom fixture

76198.

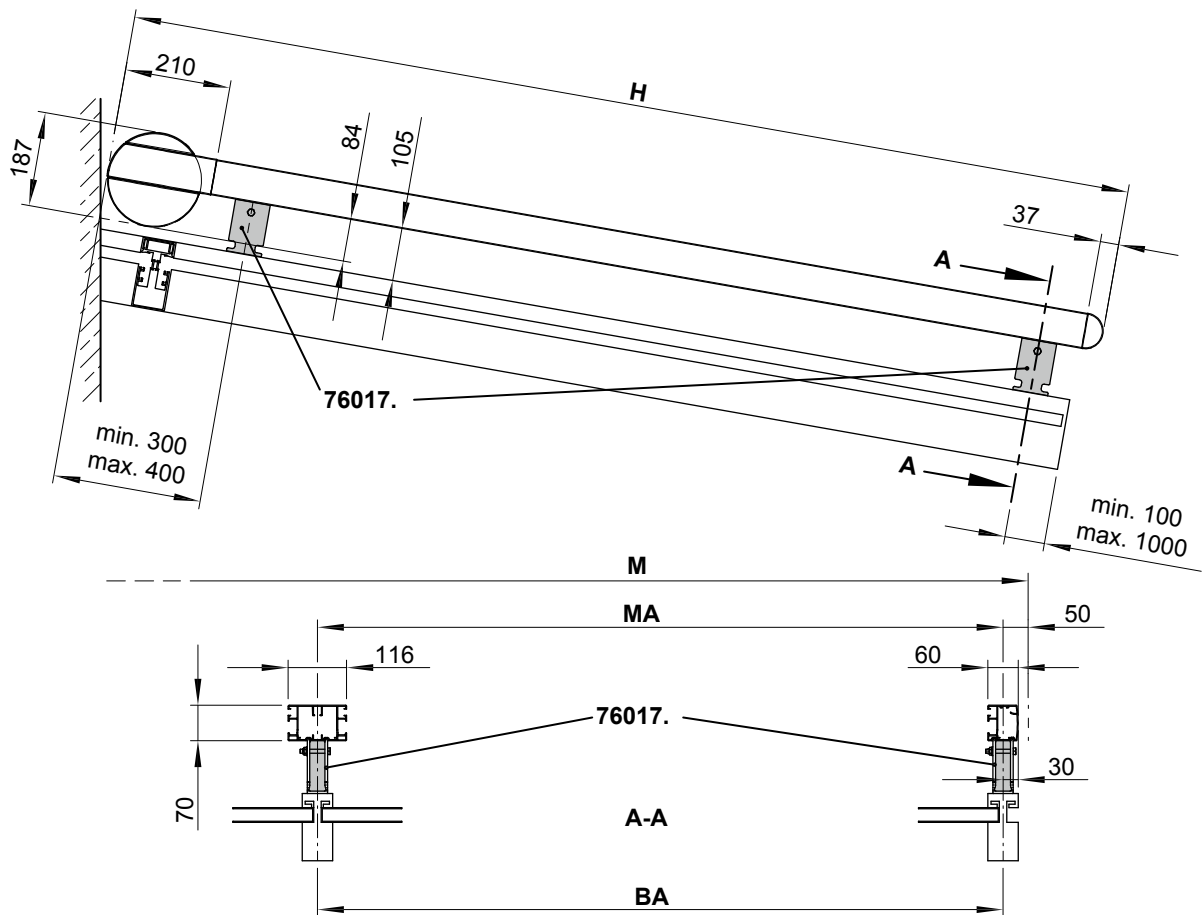
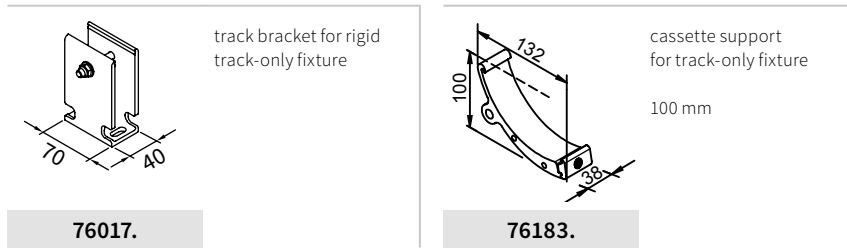


- BA = width between fixture points
- H = *order dimension* = extension
- M = overall awning width
- MA = *order dimension* = awning fixture width = fixture width

dimensions in mm

# Overview of dimensions, fixture type 31

## Fixtures, fittings and accessories

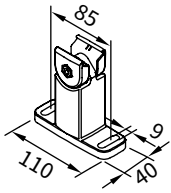


- BA** = width between fixture points
- H** = *order dimension* = extension
- M** = overall awning width
- MA** = *order dimension* = awning fixture width = fixture width

dimensions in mm

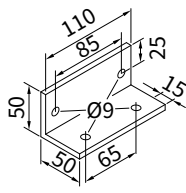
# Overview of dimensions, fixture type 32

## Fixtures, fittings and accessories



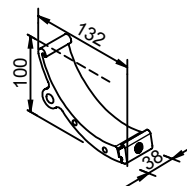
track bracket, with adjustable head  
100 mm

76046.



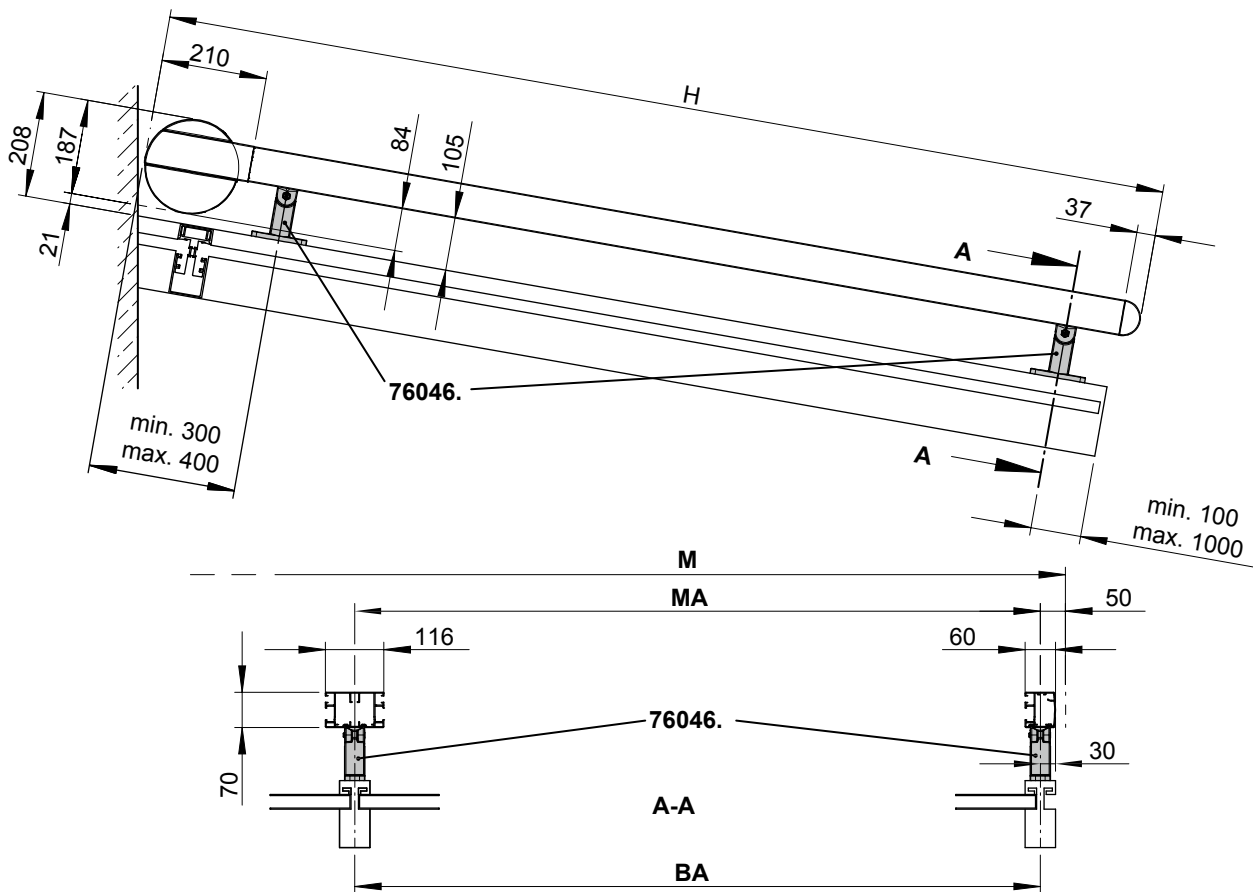
angled adapter plate for rounded mullions L/R incl. fixture bolts required in addition to fixture combination 32

76099.



cassette support for track-only fixture  
100 mm

76183.

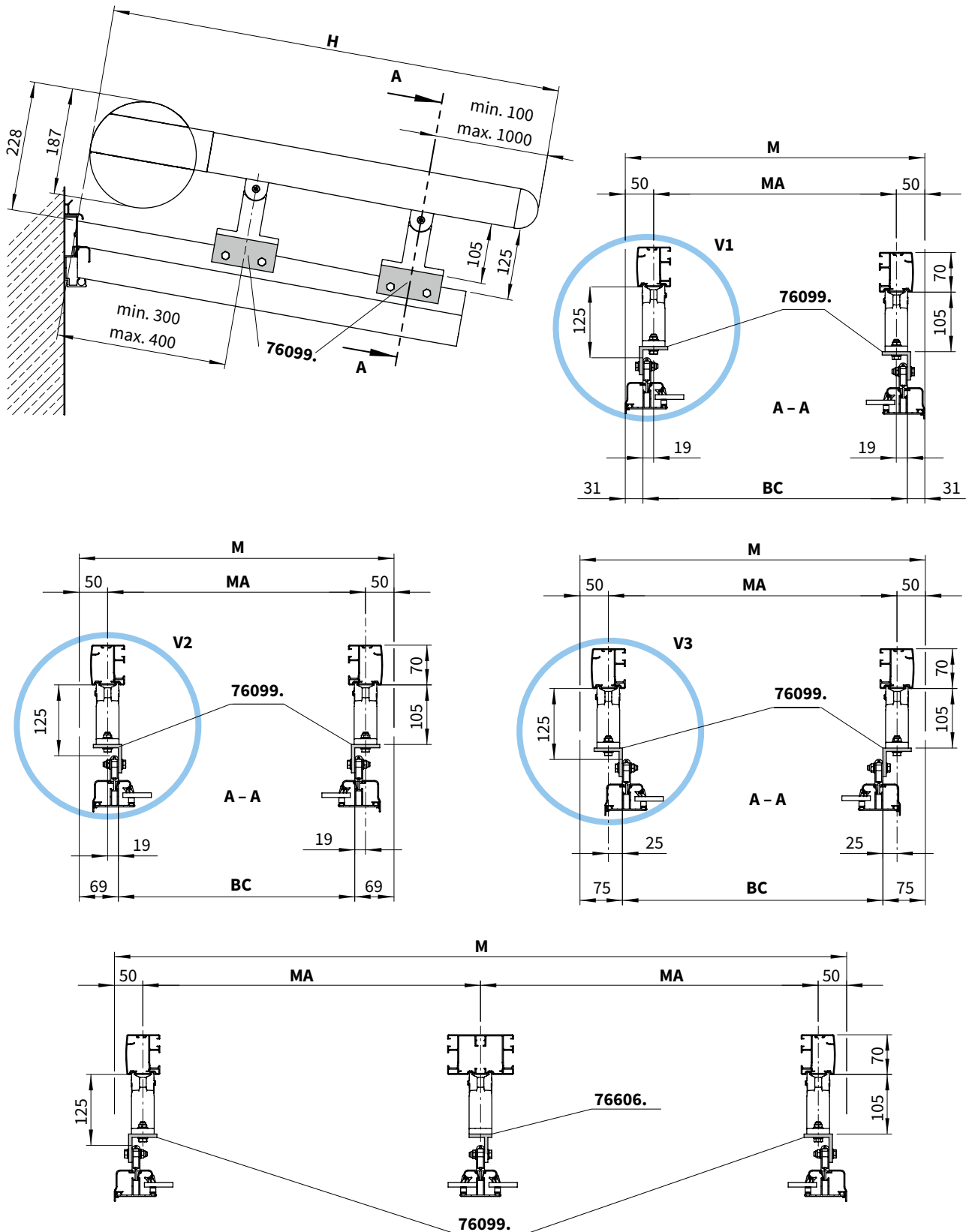


- BA = width between fixture points
- H = *order dimension* = extension
- M = overall awning width
- MA = *order dimension* = awning fixture width = fixture width

dimensions in mm

# Overview of dimensions, fixture type 32

Mullion fixture with angled installation brackets



BC = width between fixture points  
 H = *order dimension* = extension  
 M = overall awning width

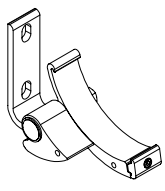
MA = *order dimension* = awning fixture width = fixture width  
 V1, V2, V3 = version

dimensions in mm

01  
02  
03  
04  
05  
06  
07  
08  
09  
10  
11  
12  
13  
14  
15  
16  
17  
18  
19  
20

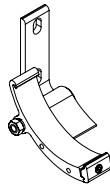
# Overview of dimensions, fixture type 12 (up to an extension of 400 cm)

## Fixtures, fittings and accessories



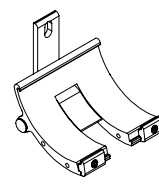
face fixture cassette bracket  
left  
5°-45°  
pitch adjustment range

**76063.**



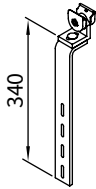
face fixture cassette bracket  
right  
5°-45°  
pitch adjustment range

**76064.**



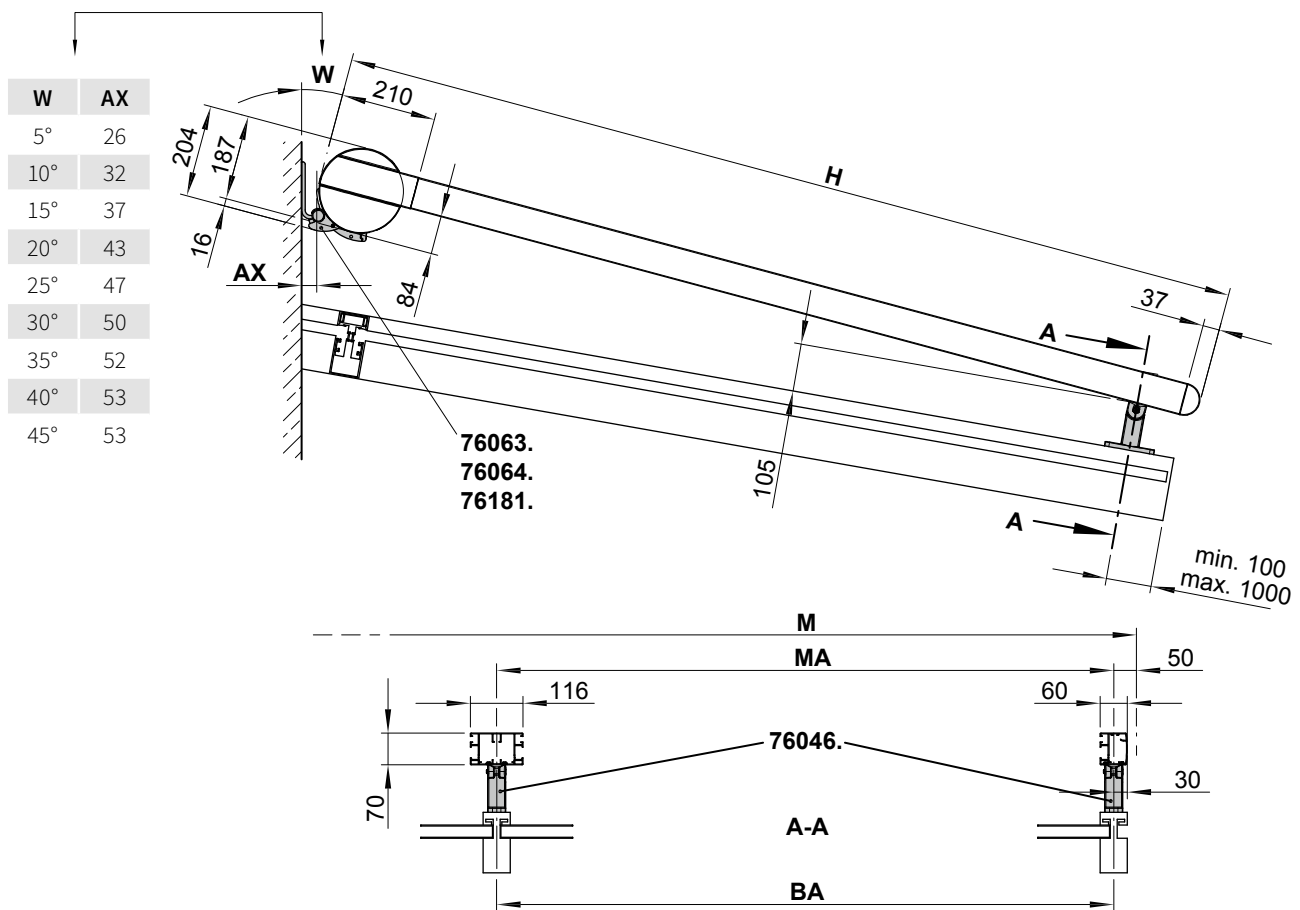
cassette coupling bracket  
face fixture  
central  
5°-45°  
pitch adjustment range

**76181.**



flat track bracket  
for lateral fixture  
with adjustable head

**76049.**



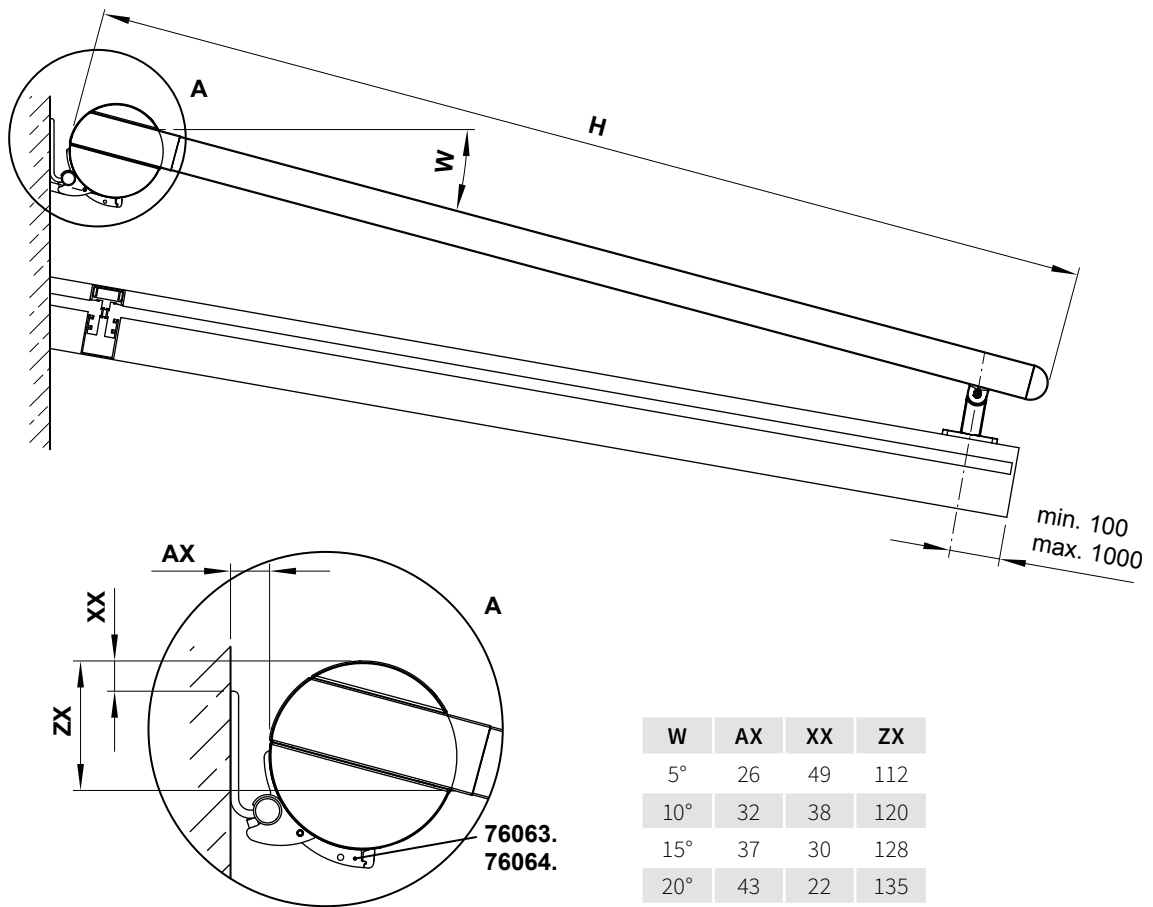
- AX** = distance from cassette to wall
- BA** = width between fixture points
- H** = *order dimension* = extension
- M** = overall awning width
- MA** = *order dimension* = awning fixture width = fixture width
- W** = pitch

dimensions in mm



# Overview of dimensions, fixture type 12 (up to an extension of 400 cm)

Face fixture and track brackets with adjustable head



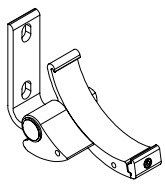
- AX** = distance from cassette to wall
- H** = *order dimension* = extension
- W** = pitch
- XX** = distance upper edge bracket – cassette
- ZX** = distance upper edge cassette – guide track

dimensions in mm

01  
02  
03  
04  
05  
06  
07  
08  
09  
10  
11  
12  
13  
**14**  
15  
16  
17  
18  
19  
20

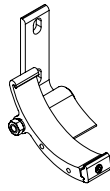
# Overview of dimensions, fixture type 51 (from an extension of 400 cm)

## Fixtures, fittings and accessories



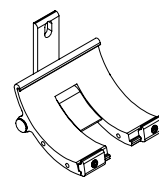
face fixture cassette bracket  
left  
5°-45°  
pitch adjustment range

**76063.**



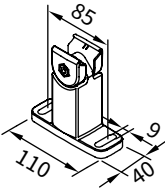
face fixture cassette bracket  
right  
5°-45°  
pitch adjustment range

**76064.**



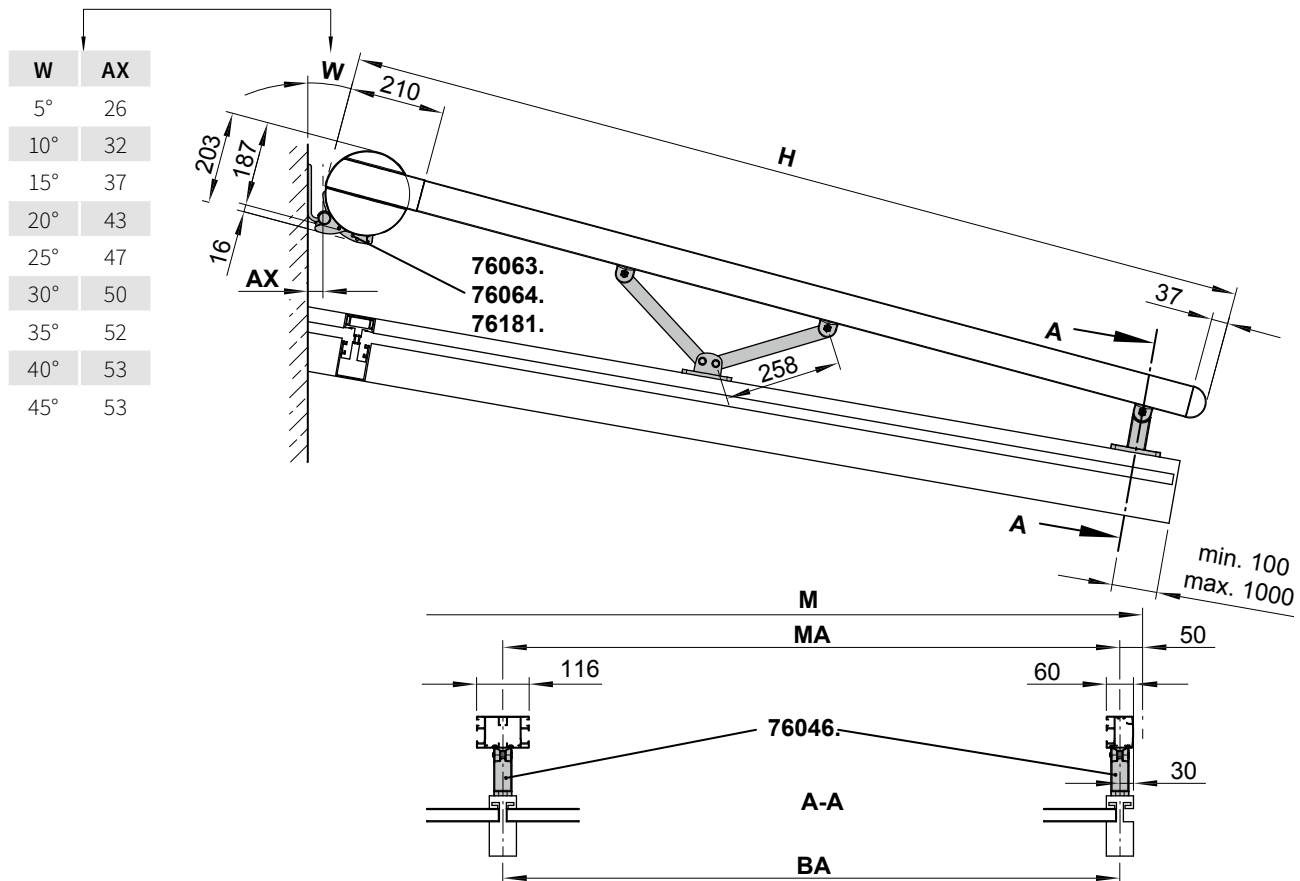
cassette coupling bracket  
face fixture  
central  
5°-45°  
pitch adjustment range

**76181.**



track bracket,  
with adjustable head  
100 mm  
refer also to the section  
"installation dimensions"

**76046.**



- AX** = distance from cassette to wall
- BA** = width between fixture points
- H** = *order dimension* = extension
- M** = overall awning width
- MA** = *order dimension* = awning fixture width = fixture width
- W** = pitch

dimensions in mm

# Overview of dimensions, fixture type 22

## Fixtures, fittings and accessories

face fixture cassette bracket  
left  
5°-45°  
pitch adjustment range

**76063.**

face fixture cassette bracket  
right  
5°-45°  
pitch adjustment range

**76064.**

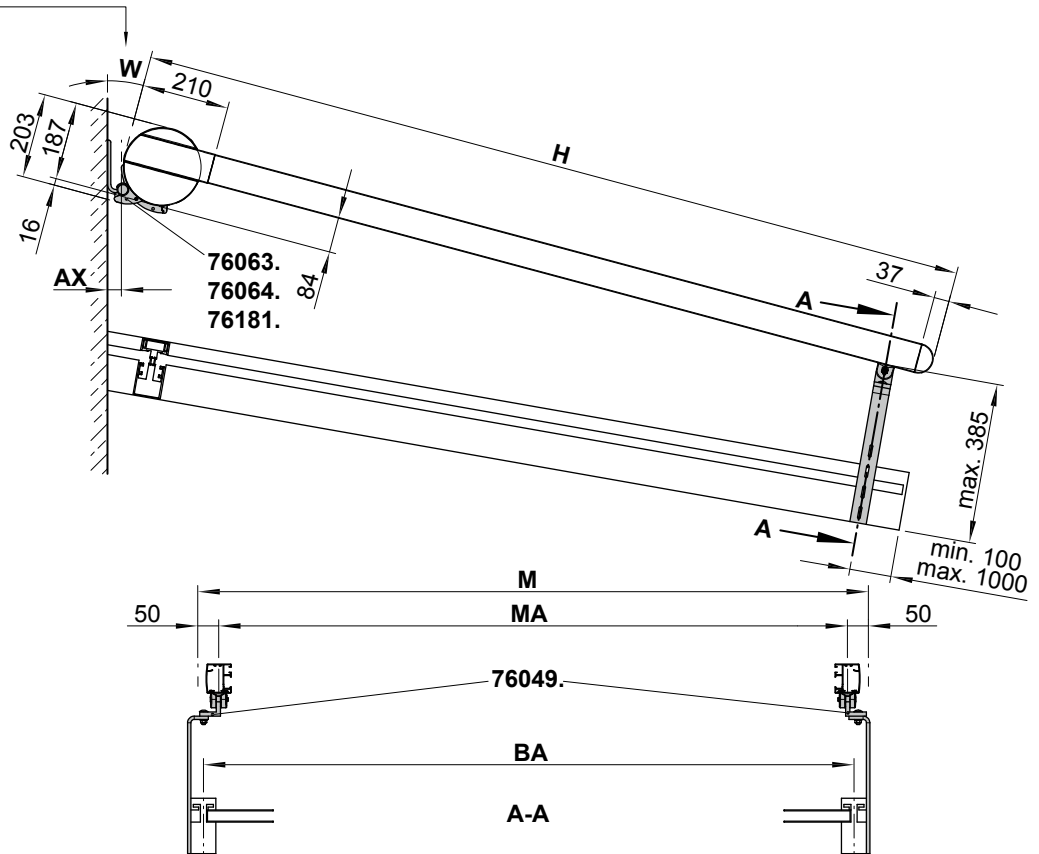
cassette coupling bracket  
face fixture  
central  
5°-45°  
pitch adjustment range

**76181.**

flat track bracket for  
lateral fixture with  
adjustable head

**76049.**

W	AX
5°	26
10°	32
15°	37
20°	43
25°	47
30°	50
35°	52
40°	53
45°	53

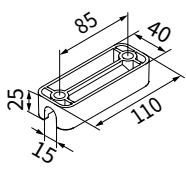


- AX** = distance from cassette to wall
- BA** = width between fixture points
- H** = *order dimension* = extension
- M** = overall awning width
- MA** = *order dimension* = awning fixture width = fixture width
- W** = pitch

dimensions in mm

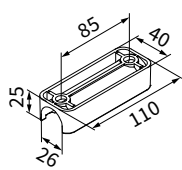
# Overview of dimensions, additional brackets for mullion fixture

Fixtures, fittings and accessories



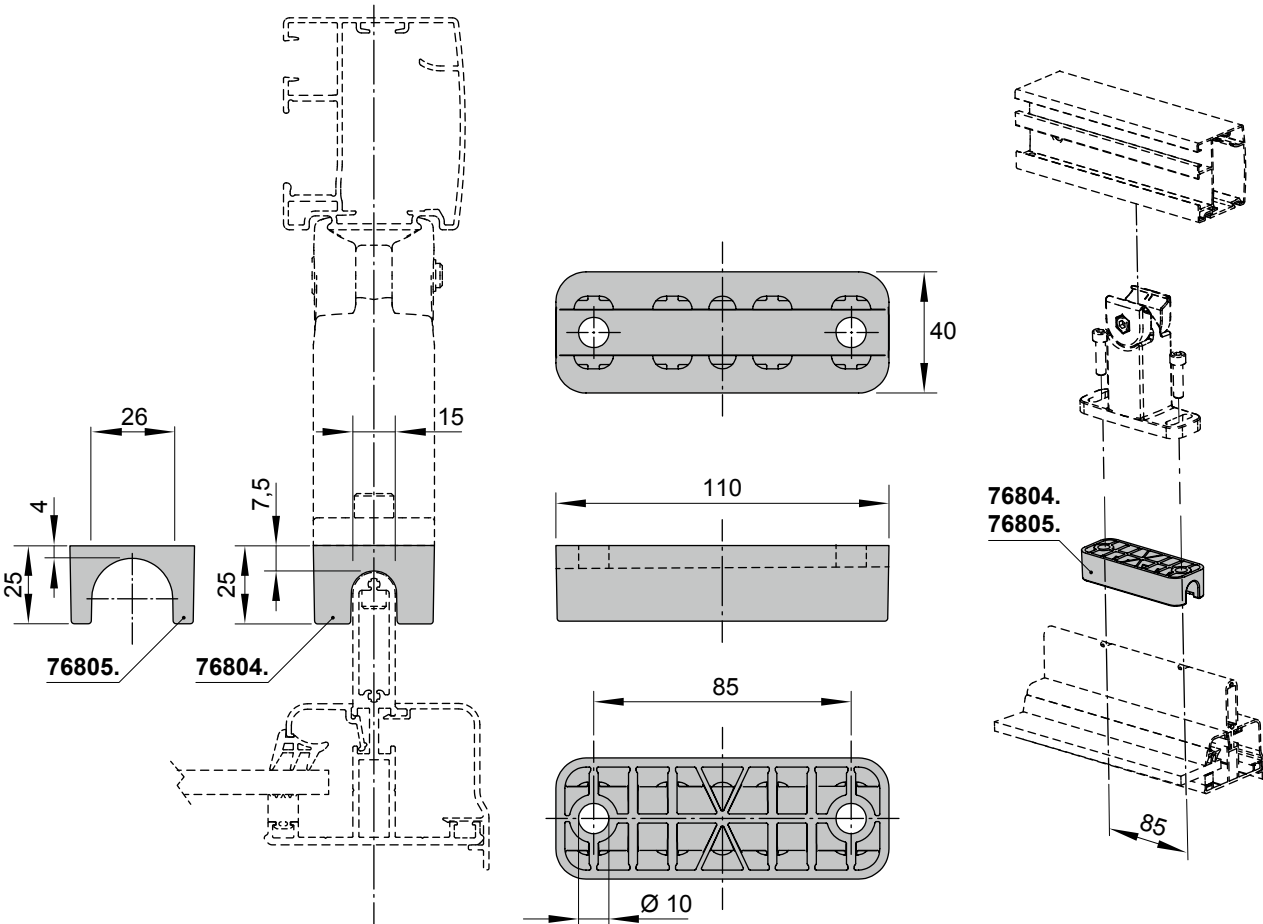
track bracket assembly for track fixture directly to glass roof mullions (width 14 mm)

76804.



track bracket assembly for track fixture directly to glass roof mullions (width 25 mm)

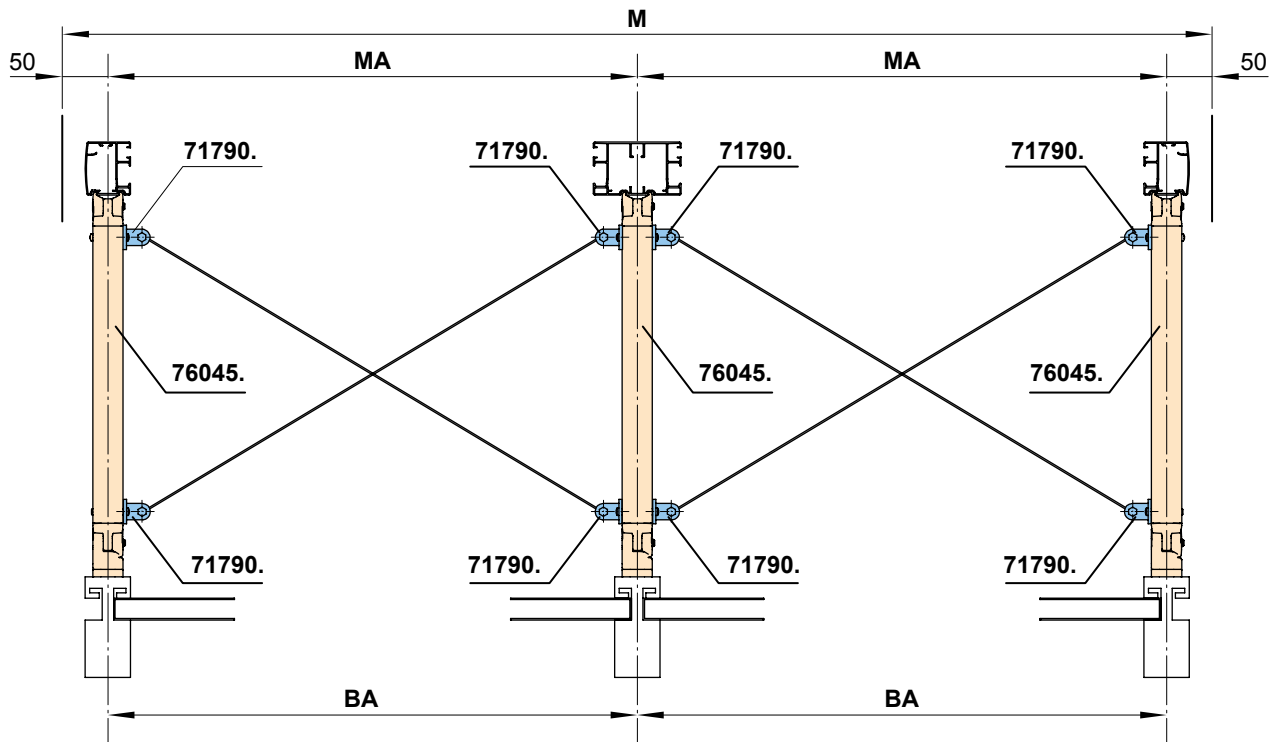
76805.



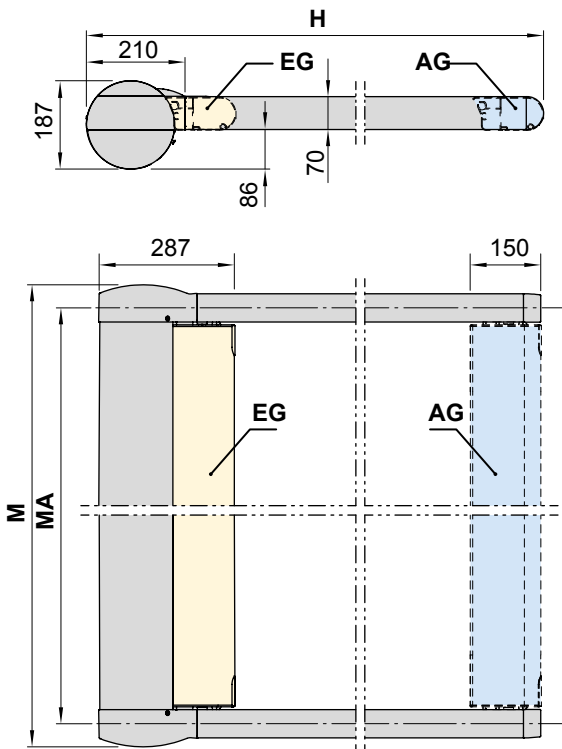
dimensions in mm

# Overview of dimensions

Diagonal tensioning kit for raised bottom fixture



Distance from the back of the cassette to the leading edge of the front profile



**AG** = extended

**BA** = width between fixture points

**EG** = retracted

**H** = *order dimension* = extension

**M** = overall awning width

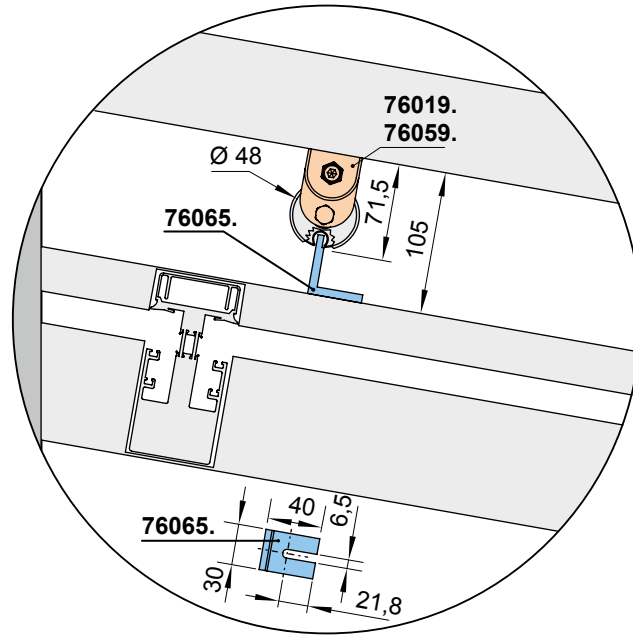
**MA** = *order dimension* = awning fixture width = fixture width

dimensions in mm

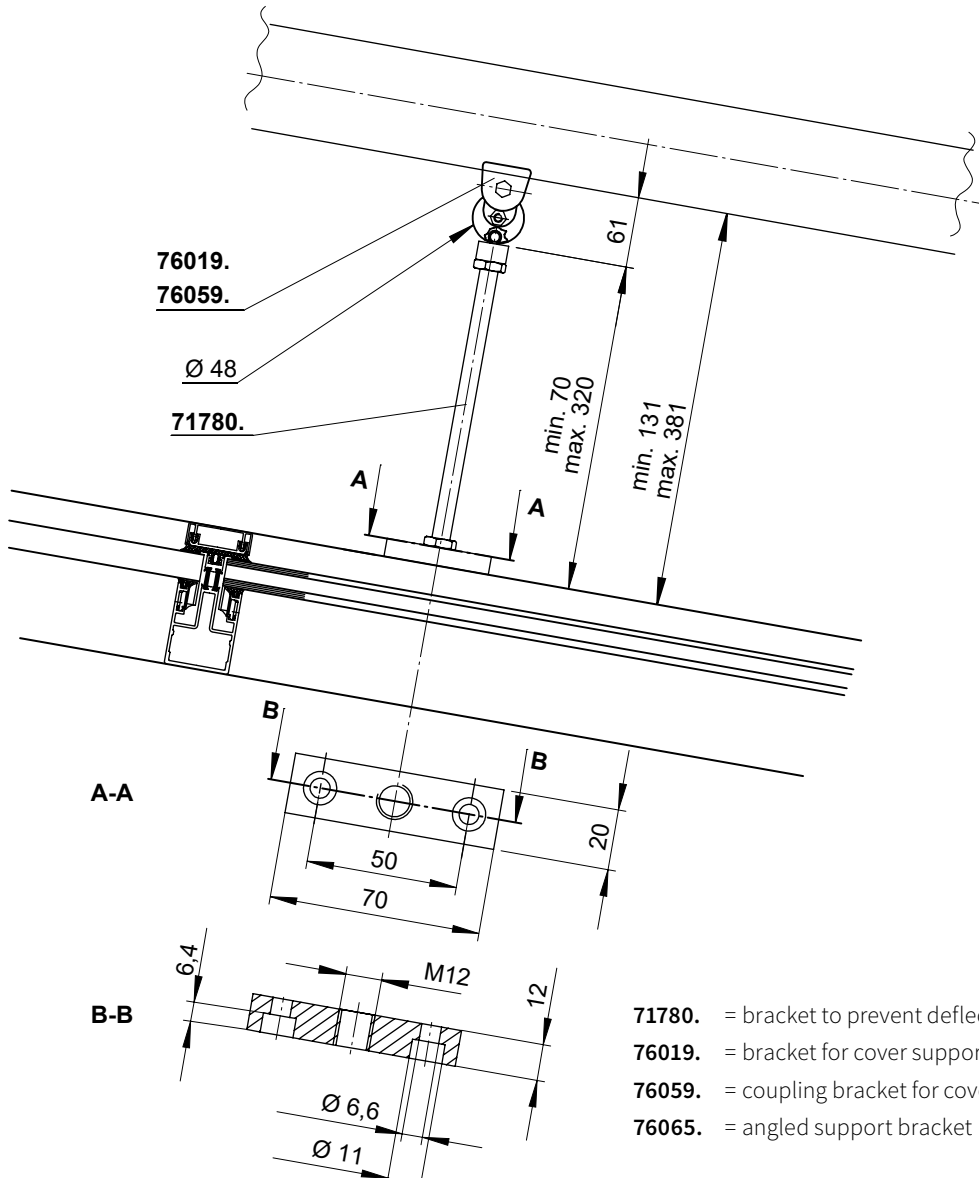
01  
02  
03  
04  
05  
06  
07  
08  
09  
10  
11  
12  
13  
14  
15  
16  
17  
18  
19  
20

01 **Overview of dimensions**

02 Support to prevent deflection of the cover support tube, 100 mm



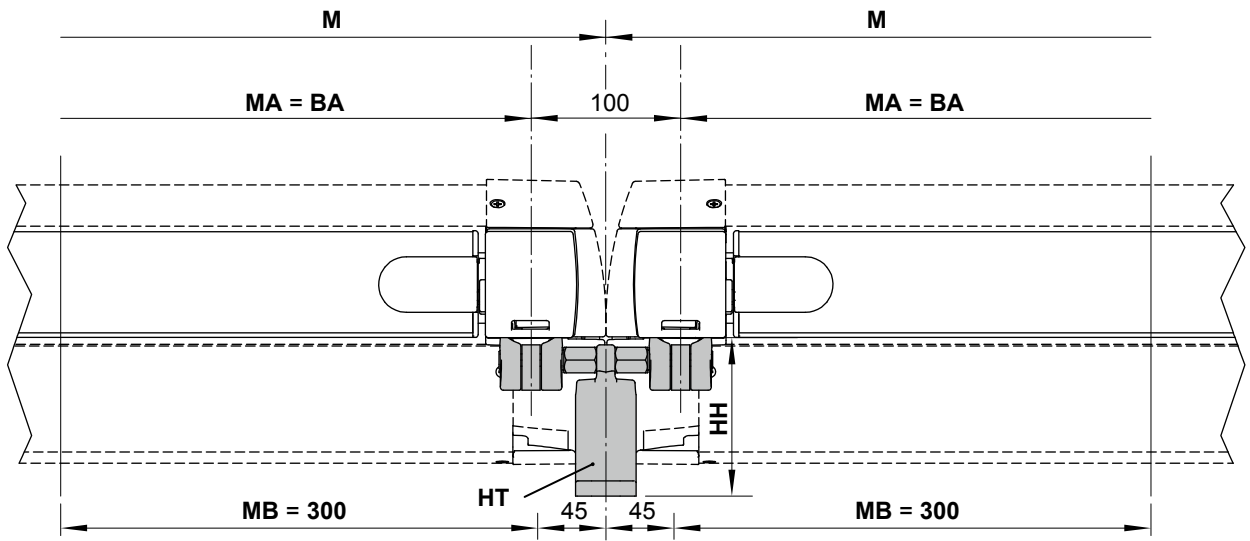
03 Support to prevent deflection of the cover support tube, can be shortened on site, height range 70–320 mm



- 71780. = bracket to prevent deflection of the cover support tube
- 76019. = bracket for cover support tube
- 76059. = coupling bracket for cover support tube
- 76065. = angled support bracket

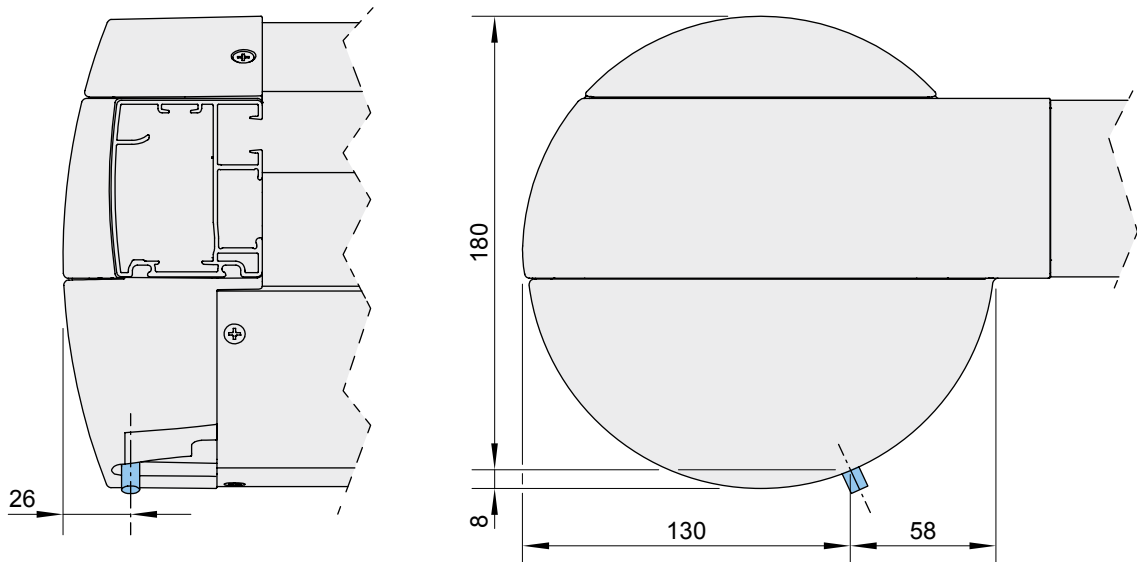
dimensions in mm

## Overview of dimensions, double track bracket for single units



HT	76191.	76192.	76193.	76194.
HH	105	145	105-505	205-505

## Motor cable exit point



**BA** = width between fixture points

**HH** = bracket height

**HT** = bracket

**M** = overall awning width

**MA** = *order dimension* = awning fixture width = fixture width

**MB** = bracket fixture range

**76191.** = double track bracket 100 mm

**76192.** = double track bracket 140 mm

**76193.** = double track bracket 100-500 mm

**76194.** = double track bracket 200-500 mm

dimensions in mm

01

02

03

04

05

06

07

08

09

10

11

12

13

**14**

15

16

17

18

19

20